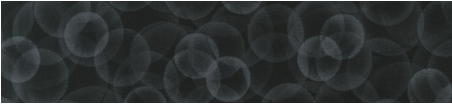









Raspberry Tea quilt, ordering guide

designed by 4th & 6th Designs
 featuring fabrics from Fusions Collection: Full Circle
 finished quilt measures 51" x 65"

Yardage Requirements	1 kit ydg	bolts	5 kits	bolts	10 kits	bolts	15 kits	bolts	25 kits	bolts	50 kits	bolts
 EKJ-11396-188	1/2	1	2 1/2	1	5	1	7 1/2	1	12 1/2	1	25	2
 ETJ-11397-181	1/2	1	2 1/2	1	5	1	7 1/2	1	12 1/2	1	25	2
 EKJ-11398-184	1/2	1	2 1/2	1	5	1	7 1/2	1	12 1/2	1	25	2
 ETJ-11399-2	1/2	1	2 1/2	1	5	1	7 1/2	1	12 1/2	1	25	2
 ETJ-11399-187	1/2	1	2 1/2	1	5	1	7 1/2	1	12 1/2	1	25	2
 ETJ-11401-186	1/2	1	2 1/2	1	5	1	7 1/2	1	12 1/2	1	25	2
 ETJ-11408-184	1/2	1	2 1/2	1	5	1	7 1/2	1	12 1/2	1	25	2
 EKJ-11396-95	1/4	1	1 1/4	1	2 1/2	1	3 3/4	1	6 1/4	1	12 1/2	1
Binding	1/2	1	2 1/2	1	5	1	7 1/2	1	12 1/2	1	25	2
Backing	1 3/4	1	8 3/4	1	17 1/2	2	26 1/4	2	43 3/4	3	87 1/2	6

Pattern available to purchase directly from 4th 6th Designs
www.4and6designs.com
 bolt requirement based on 15 yd put-up