


# TIMES TEN

Designed by Ariga Wilson for RK  
[www.robertkaufman.com](http://www.robertkaufman.com)

Featuring **MAMMOTH**  
**junior**  
**FLANNEL** STUDIO **RK**

Ten Square  
Friendly



Finished quilt measures: 48" x 56"  
Quilt shown in "DAWN" colorstory.  
For alternate "DUSK" colorstory see page 4.



Difficulty Rating: **Beginner**

**ROBERTKAUFMAN**  
F A B R I C S

For questions about this pattern, please email [Patterns@RobertKaufman.com](mailto:Patterns@RobertKaufman.com).

## Fabric and Supplies Needed

Fabric amounts based on yardage that is 42" wide.

Color	Fabric	Name/SKU	Yardage	Color	Fabric	Name/SKU	Yardage
		TEN-1173-42 DAWN	One Ten Square Pack		Binding*	SRKF-20541-98 STRAWBERRY <i>*Also included in the Ten Square Pack</i>	1/2 yard
<p>Copyright 2023, Robert Kaufman For individual use only - Not for resale</p>				<p>You will also need: 3-1/8 yards for backing</p>			

## Notes Before You Begin

- Read through all of the instructions before beginning.
- All of the seam allowances are 1/4" unless otherwise noted.
- Press seam allowances open unless otherwise noted.
- Width of fabric (WOF) is equal to at least 42" wide.
- Right sides together has been abbreviated to RST.
- Remember to measure twice and cut once!

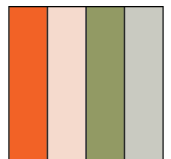
## Cutting Instructions

**From each 10" Square in your Ten Square Pack, cut:**  
four 2-1/2" x WOF strips. Subcut:  
four 2-1/2" x 8-1/2" rectangles of each fabric.


**From the Binding Fabric, cut:**  
six 2-1/2" x WOF strips.

## Assemble the Blocks

**Step 1:** Gather four 2-1/2" x 8-1/2" rectangles of different fabrics. Sew the strips together, lengthwise, and press the seams to one side. Make forty-two blocks.



## Assemble the Quilt




**Step 2:** Arrange the blocks into seven rows of six blocks. Notice how every other block is rotated 90°.

**Step 3:** Sew the blocks together to form rows. Press the seams towards the blocks with the vertical strips.

**Step 4:** Sew the rows together to form the quilt center. Press the row seams open.



Your quilt top is complete! Baste, quilt, bind, and enjoy!

# TIMES TEN - Dusk Colorstory



## Fabric and Supplies Needed

*Fabric amounts based on yardage that is 42" wide.*

Color	Fabric	Name/SKU	Yardage	Color	Fabric	Name/SKU	Yardage
		TEN-1172-42 DUSK	One Ten Square Pack		Binding*	SRKF-21378-405 WATERFALL <i>*Also included in the Ten Square Pack</i>	1/2 yard
<p>Copyright 2023, Robert Kaufman For individual use only - Not for resale</p>				<p>You will also need: 3-1/8 yards for backing</p>			

This pattern may be used for personal purposes only and may not be reproduced in any form without the express permission from Robert Kaufman Fabrics. This pattern is not for resale. All patterns, unless otherwise attributed, are © Robert Kaufman Co., Inc. 2005-2023. All rights reserved.