

SNOWY WOODS

Designed by Robert Kaufman Fabrics
www.robertkaufman.com

Featuring

SOUND of the
WOODS



Finished quilt measures: 32" x 39"

Quilt shown in "WINTER" colorstory. For alternate "ICE" colorstory see page 5.

Pattern Level: Enthusiastic Novice

"I am a total beginner and want to learn more!"

ROBERTKAUFMAN
F A B R I C S

For questions about this pattern, please email Patterns@RobertKaufman.com.

Cutting Instructions

From Fabric A, cut:

Trim the panel to 20-1/2" x 39-1/2"

From each of Fabrics B-E, cut:


thirteen 4" squares

From the binding fabric, cut:


assorted 2-1/4" strips from the scraps of each FQ or quarter yard to make a scrappy binding.

Assemble the Blocks and Quilt


Step 1: Pair each Fabric B square with a Fabric C square, RST. Mark a diagonal line on the wrong side of the lighter fabric. Sew 1/4" away from both sides of the marked line. Cut on the marked line, creating two half-square triangle units (HSTs). Press the seam to the darker fabric and trim to 3-1/2" square. Repeat to make twenty-six B/C HSTs.




Step 2: Repeat Step 1 with the Fabric D and E squares, making twenty-six D/E HSTs.



Step 3: Gather seven B/C HSTs and six D/E HSTs. Alternating between the two styles and beginning and ending the column with a B/C block, sew a column.



Press the seams down. Make two columns like this. Repeat this process with seven D/E blocks and six B/C blocks. Press the seams up.





Step 4: Sew the columns and quilt panel together, nesting the seams in the HST columns. Press the column seams open.


Your quilt top is now complete. Baste, quilt, bind and enjoy!

SNOWY WOODS - Ice Colorstory








Fabric and Supplies Needed

Fabric amounts based on yardage that is 40" wide.

Color	Fabric	Name/SKU	Yardage	Color	Fabric	Name/SKU	Yardage
		FQ-1092-5 bundle	1 bundle				

OR

	A	AVIM-15168-88 ICE	2/3 yard (one panel)		D	AVIM-15171-88 ICE	1/4 yard
	B	AVIM-15171-12 GREY	1/4 yard		E	AVIM-15169-88 ICE	1/4 yard
	C	AVIM-15170-88 ICE	1/4 yard	<p><i>*scrappy binding is included in this list</i></p> <p style="background-color: #cccccc; padding: 5px; text-align: center;">You will also need: 1-1/2 yards for backing</p> <p>Copyright 2016, Robert Kaufman <i>For individual use only - Not for resale</i></p>			