

SEASONAL PLACEMATS

Designed by Elise Lea for RK
www.robertkaufman.com

Featuring

Poppy Hill 



Finished size 17" x 20", makes four




Difficulty Rating: **Beginner**

ROBERTKAUFMAN
F A B R I C S

For questions about this pattern, please email Patterns@RobertKaufman.com.

Fabric and Supplies Needed

Fabric amounts based on yardage that is 42" wide.

Color	Fabric	Name/SKU	Yardage	Color	Fabric	Name/SKU	Yardage
	A	SRKM-21858-93 SCARLET	1/2 yard		Binding	SRKM-21859-97 ROSE	3/4 yard
	B	SRKM-21857-91 CRIMSON	1-1/4 yards	<p>You will also need: 1-1/4 yards for backing 1 yard of batting or fusible fleece</p>			
<p>Copyright 2023, Robert Kaufman For individual use only - Not for resale</p>							

Notes Before You Begin

- Read through all of the instructions before beginning.
- All of the seam allowances are 1/4" unless otherwise noted.
- Press seam allowances open unless otherwise noted.
- Width of fabric (WOF) is equal to at least 42" wide.
- Right sides together has been abbreviated to RST.
- Remember to measure twice and cut once!

Cutting Instructions

From Fabric A, cut:

two 7-1/2" x WOF strips. Subcut:
four 7-1/2" x 20-1/2" rectangles

From Fabric B, fussy cut:

four 5-1/2" x LOF strips, centering the print along the strips. Subcut:
eight 5-1/2" x 20-1/2" top/bottom placemat borders.

From the Backing, cut:

two 22" x WOF strips. Subcut:
four 19" x 22" rectangles

From the Binding fabrics, cut:

nine 2-1/2" x WOF strips.

Assemble the Placemats



Step 1: Sew a Fabric B rectangle to the top and bottom of a Fabric A rectangle. Press. Repeat with the Fabric C-E rectangles and remaining A rectangles. Press.

Step 2: Layer the backing, batting (or fusible fleece) and placemat front on a work surface, with the wrong sides of the fabric facing the batting. Center all three layers. Baste in place and quilt as desired.

Step 3: Trim to 17" x 20". Make four placemats this way. Sew the binding strips together, then bind the placemats.

This pattern may be used for personal purposes only and may not be reproduced in any form without the express permission from Robert Kaufman Fabrics. This pattern is not for resale. All patterns, unless otherwise attributed, are © Robert Kaufman Co., Inc. 2005-2023. All rights reserved.