

Scrappy Spots

Designed by Robert Kaufman Fabrics

ROBERT KAUFMAN
F A B R I C S



Featuring
Spot On by Studio RK

Fat Quarter Friendly!

Supplies Needed

1 Fat Quarter Bundle FQ-760-10
1- 1/8 yard Backing
42" x 46" Batting
1/3 yard Binding

Shown in "Holiday Glitz" Colorstory
For other colorstories see page 4 & 5

Pattern Level: Confident Beginner

*"I have basic block construction down
and would like to learn a new trick!"*

For individual use only - Not for resale
Copyright 2014, Robert Kaufman



Finished Quilt Measures: 36" x 40"

Notes Before You Begin

- All of the seam allowances are 1/4" unless otherwise noted.
- Remember to measure twice and cut once!
- Please read through all of the instructions before beginning.



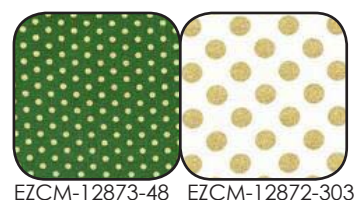
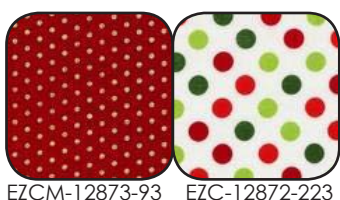
Cutting Instructions

From Each Fat Quarter:

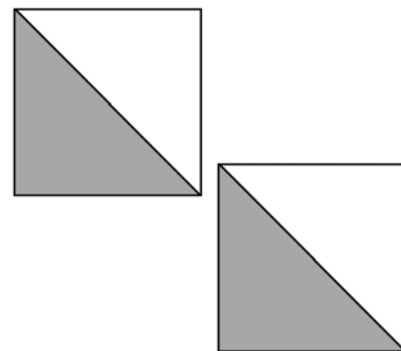
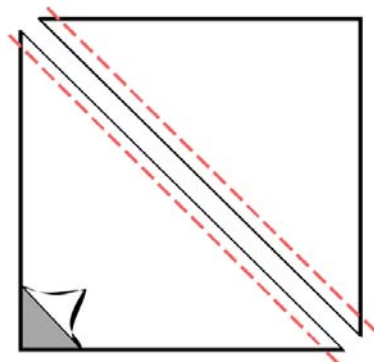
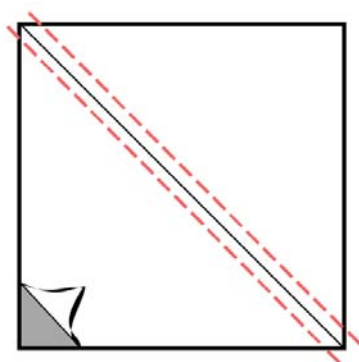
- Cut 2 strips 5" x 22" (or the width of the fat quarter), then subcut into 6 squares 5" x 5".
- Cut 2 strips 3" X 22", then subcut into 12 squares 3" x 3".

Sewing Instructions

Pair fabrics according to the chart below:



Step 1: Make Large Half Square Triangles (HSTs)



- Place two 5" squares right sides together and draw a diagonal line from corner to corner.
- Sew a scant 1/4" from each side of the line.

- Cut apart along the drawn line.

- Press seams toward the darker fabric.
- Square up to 4-1/2"
- You will now have two matching HSTs.

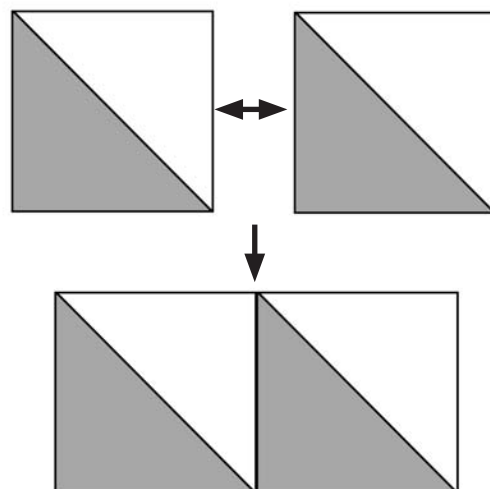
Repeat with remaining 5" squares to make 60 HSTs.

Step 2: Make Small HSTs

Repeat Step 1 above with the 3" squares to make 120 HSTs. Square up to 2-1/2"


Step 3: Assemble Blocks

- Sew 4 matching 2-1/2" HSTs together to make a block.
- Make 30 blocks.



Step 4: Assemble Quilt

- Following the diagram, sew blocks into rows and sew rows together to complete quilt top. Press seams open as you go.




Your quilt top is complete. Baste, quilt, bind and enjoy!

Alternate Colorstories




“Prep School” Colorstory

1 Fat Quarter Bundle FQ-759-10
1- 1/8 yard Backing
42" x 46" Batting
1/3 yard Binding




“Dress Up” Colorstory

1 Fat Quarter Bundle FQ-764-10
1- 1/8 yard Backing
42" x 46" Batting
1/3 yard Binding




“Summer Lovin’” Colorstory

1 Fat Quarter Bundle FQ-762-10
 1- 1/8 yard Backing
 42" x 46" Batting
 1/3 yard Binding



“Primary Perfection” Colorstory

1 Fat Quarter Bundle FQ-761-10
 1- 1/8 yard Backing
 42" x 46" Batting
 1/3 yard Binding



"Shadow Play" Colorstory

1 Fat Quarter Bundle FQ-763-10

1- 1/8 yard Backing

42" x 46" Batting

1/3 yard Binding