


RAY

Designed by Ariga Wilson for RK
www.robertkaufman.com

Featuring FLOWERHOUSE

Sunshine

by Debbie Beaves



Finished quilt measures: 60" x 72"



















Difficulty Rating: **Beginner**

ROBERTKAUFMAN
F A B R I C S

For questions about this pattern, please email Patterns@RobertKaufman.com.







Fabric and Supplies Needed

Fabric amounts based on yardage that is 42" wide.

Color	Fabric	Name/SKU	Yardage	Color	Fabric	Name/SKU	Yardage
		RU-1017-40 FLOWERHOUSE: SUNSHINE	One Roll Up			FLH-20250-130 SUNSHINE	*included in the Roll Up
		FLH-20248-4 BLUE	*included in the Roll Up			FLH-20250-459 FRESH SAGE	*included in the Roll Up
		FLH-20248-9 NAVY	*included in the Roll Up			FLH-20251-4 BLUE	*included in the Roll Up
		FLH-20248-14 NATURAL	*included in the Roll Up			FLH-20251-14 NATURAL	*included in the Roll Up
		FLH-20249-11 ROYAL	*included in the Roll Up			FLH-20251-130 SUNSHINE	*included in the Roll Up
		FLH-20249-14 NATURAL	*included in the Roll Up			FLH-20252-11 ROYAL	*included in the Roll Up
		FLH-20249-130 SUNSHINE	*included in the Roll Up			FLH-20252-14 NATURAL	*included in the Roll Up
		FLH-20250-4 BLUE	*included in the Roll Up			FLH-20252-15 IVORY	*included in the Roll Up
		FLH-20250-9 NAVY	*included in the Roll Up			FLH-20252-130 SUNSHINE	*included in the Roll Up

Fabric and Supplies Needed

Fabric amounts based on yardage that is 42" wide.

Color	Fabric	Name/SKU	Yardage	Color	Fabric	Name/SKU	Yardage
		FLH-20253-14 NATURAL	*included in the Roll Up			FLH-20253-459 FRESH SAGE	*included in the Roll Up
		FLH-20253-15 IVORY	*included in the Roll Up			SS-102-40 WHITE	One Skinny Strip
		FLH-20253-35 SPRIG	*included in the Roll Up		Binding**	FLH-20252-11 ROYAL <small>**Also included in the Roll Up</small>	1/2 yards
Copyright 2021, Robert Kaufman For individual use only - Not for resale				You will also need: 4 yards for backing			

Notes Before You Begin

- Read through all of the instructions before beginning.
- All of the seam allowances are 1/4" unless otherwise noted.
- Press seam allowances open unless otherwise noted.
- Width of fabric (WOF) is equal to at least 42" wide.
- Right sides together has been abbreviated to RST.
- Remember to measure twice and cut once!

Cutting Instructions

From the Roll Up strips, cut:

six 2-1/2" x 6-1/2" rectangles from each strip. Group matching fabrics in sets of three for each block.


From the Skinny Strips, cut:

two hundred forty 1-1/2" x 6-1/2" rectangles

From the Binding Fabric, cut:

seven 2-1/2" x WOF strips

Assemble the Blocks



Step 1: Gather:
three matching rectangles from the Roll Up
three Skinny Strip rectangles

Arrange the units to form the Block, alternating print rectangles with Skinny Strip rectangles. Note the fabric placement and block orientation in the Block Assembly Diagram.

Step 2: Sew the units together to form the Block. Press the seams toward print rectangles, or in one direction.

The finished Block should measure 6-1/2" x 9-1/2". Repeat Steps 1 and 2 to make a total of eighty Blocks.

Assemble the Quilt



Step 3: Arrange the blocks into ten columns of eight blocks. Note the fabric placement and block orientation in the Quilt Assembly Diagram.

Step 4: Sew the blocks together to form columns. Press the column seams up in the odd numbered rows and down in the even numbered columns.

Step 5: Sew the columns together to form the quilt center. Press the column seams open.

Your quilt top is complete!
Baste, quilt, bind and enjoy!

This pattern may be used for personal purposes only and may not be reproduced in any form without the express permission from Robert Kaufman Fabrics. This pattern is not for resale. All patterns, unless otherwise attributed, are © Robert Kaufman Co., Inc. 2005-2021. All rights reserved.