


IN FULL FLIGHT

Designed by Ariga Wilson for RK
www.robertkaufman.com

Featuring

Horizon



Finished quilt measures: 55" x 64"

Quilt shown in "Heather" colorstory.

For alternate "Natural" and "Tropical" colorstories see pages 5-8.













Difficulty Rating: **Beginner**

ROBERTKAUFMAN
F A B R I C S

For questions about this pattern, please email Patterns@RobertKaufman.com.

Fabric and Supplies Needed

Fabric amounts based on yardage that is 42" wide.

Color	Fabric	Name/SKU	Yardage	Color	Fabric	Name/SKU	Yardage
	A	ETJ-9864-1 WHITE	1-7/8 yards		G	SRK-21181-63 SKY	3/8 yard
	B	ETJ-9864-43 LEAF	1/4 yard		H	SRK-21179-414 HEATHER	1/3 yard
	C	SRK-21180-248 MARINE	1/4 yard		I	ETJ-9864-68 DUSTY BLUE	1/4 yard
	D	SRK-21178-414 HEATHER	1/4 yard		J	SRK-21180-300 STORM	1/4 yard
	E	SRK-21182-23 LAVENDER	1/3 yard		K	ETJ-9864-25 EGGPLANT	1/4 yard
	F	SRK-21181-43 LEAF	3/8 yard		Binding*	ETJ-9864-25 EGGPLANT <i>*Also used for Fabric K</i>	5/8 yard
<p>Copyright 2022, Robert Kaufman For individual use only - Not for resale</p>				<p>You will also need: 3-1/2 yards for backing</p>			

Notes Before You Begin

- Read through all of the instructions before beginning.
- All of the seam allowances are 1/4" unless otherwise noted.
- Press seam allowances open unless otherwise noted.
- Width of fabric (WOF) is equal to at least 42" wide.
- Right sides together has been abbreviated to RST.
- Remember to measure twice and cut once!

Cutting Instructions

From Fabric A, cut:

five 8-1/2" x WOF strips. Subcut:

one hundred nineteen 1-1/2" x 8-1/2" block sashing strips

fourteen 1-1/2" x WOF strips. Sew together, end-to-end, then trim:

eight 1-1/2" x 53-1/2" row sashing strips

two 1-1/2" x 64-1/2" side outer borders

From each of Fabrics B, C, J and K, cut:

three 2-1/2" x WOF strips. Subcut:

nine 2-1/2" x 8-1/2" rectangles

From each of Fabrics D and I, cut:

three 2-1/2" x WOF strips. Subcut:

twelve 2-1/2" x 8-1/2" rectangles

From each of Fabrics E and H, cut:

four 2-1/2" x WOF strips. Subcut:

fifteen 2-1/2" x 8-1/2" rectangles

From each of Fabrics F and G, cut:

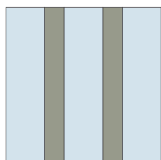
five 2-1/2" x WOF strips. Subcut:

eighteen 2-1/2" x 8-1/2" rectangles

From the Binding Fabric, cut:

seven 2-1/2" x WOF strips

Assemble the Blocks



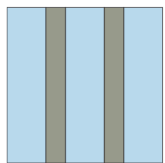
Step 1: Gather:

three Fabric B rectangles

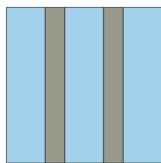
two 1-1/2" x 8-1/2" Fabric A block sashing strips

Sew together to form the block, as shown. Press the seams toward the sashing strips. The resulting Block should measure 8-1/2" square. Repeat to make three Blocks from Fabric B.

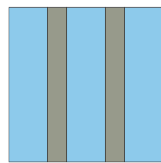
Step 2: Repeat Step 1 to make:



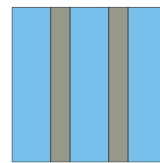
three Blocks
from Fabric C



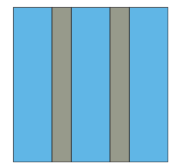
four Blocks
from Fabric D



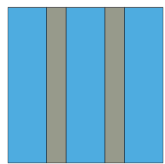
five Blocks
from Fabric E



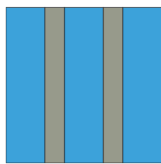
six Blocks
from Fabric F



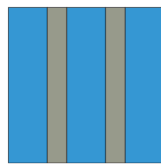
six Blocks
from Fabric G



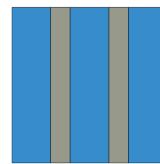
five Blocks
from Fabric H



four Blocks
from Fabric I




three Blocks
from Fabric J



three Blocks
from Fabric K

Assemble the Quilt



Step 3: Arrange the blocks into seven rows of six blocks. Note the fabric placement and block orientation in the Quilt Assembly Diagram.

Step 4: Sew the blocks together to form rows, sewing a block sashing strip between each pair of blocks. Press the seams toward the sashing.

Step 5: Sew the rows together to form the quilt center, sewing a row sashing strip between each row and at the top and bottom of the quilt center. Press the seams toward the row sashing strips.

Step 6: Sew the outer borders to the left and right edges of the quilt center and press.

Your quilt top is complete! Baste, quilt, bind and enjoy!

IN FULL FLIGHT - Natural Colorstory



IN FULL FLIGHT - Natural Colorstory

Fabric and Supplies Needed

Fabric amounts based on yardage that is 42" wide.

Color	Fabric	Name/SKU	Yardage	Color	Fabric	Name/SKU	Yardage
	A	ETJ-9864-1 WHITE	1-7/8 yards		G	SRK-21181-14 NATURAL	3/8 yard
	B	SRK-21182-184 CHARCOAL	1/4 yard		H	ETJ-9864-156 LINEN	1/3 yard
	C	SRK-21180-155 STONE	1/4 yard		I	SRK-21178-14 NATURAL	1/4 yard
	D	SRK-21179-14 NATURAL	1/4 yard		J	ETJ-9864-398 DOLPHIN	1/4 yard
	E	ETJ-9864-264 SPA	1/3 yard		K	ETJ-9864-293 SMOKE	1/4 yard
	F	SRK-21182-264 SPA	3/8 yard		Binding	SRK-21182-184 CHARCOAL <i>*Also used as Fabric B</i>	5/8 yard
<p>Copyright 2022, Robert Kaufman For individual use only - Not for resale</p>				<p>You will also need: 3-1/2 yards for backing</p>			


IN FULL FLIGHT - Tropical Colorstory



IN FULL FLIGHT - Tropical Colorstory

Fabric and Supplies Needed

Fabric amounts based on yardage that is 42" wide.

Color	Fabric	Name/SKU	Yardage	Color	Fabric	Name/SKU	Yardage
	A	ETJ-9864-1 WHITE	1-7/8 yards		G	SRK-21179-197 TROPICAL	3/8 yard
	B	SRK-21178-146 MANGO	1/4 yard		H	ETJ-9864-47 GRASS	1/3 yard
	C	ETJ-9864-126 OCHRE	1/4 yard		I	SRK-21181-43 LEAF	1/4 yard
	D	SRK-21181-144 PEACH	1/4 yard		J	ETJ-9864-56 POND	1/4 yard
	E	SRK-21182-147 TANGERINE	1/3 yard		K	SRK-21180-248 MARINE	1/4 yard
	F	SRK-21180-98 STRAWBERRY	3/8 yard		Binding	ETJ-9864-248 MARINE	5/8 yard
<p>Copyright 2022, Robert Kaufman For individual use only - Not for resale</p>				<p>You will also need: 3-1/2 yards for backing</p>			

This pattern may be used for personal purposes only and may not be reproduced in any form without the express permission from Robert Kaufman Fabrics. This pattern is not for resale. All patterns, unless otherwise attributed, are © Robert Kaufman Co., Inc. 2005-2022. All rights reserved.