


CHEERY RUNNER

Designed by Robert Kaufman Fabrics
www.robertkaufman.com

Featuring *Holiday Flourish -*
Forest Glen 



Finished quilt measures: 27" x 63"

Quilt shown in "CRIMSON" colorstory.

For alternate "EVERGREEN" colorstory see page 5.

For alternate "SHADOW" colorstory, see page 6.


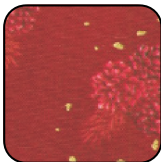

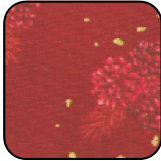
Difficulty Rating: **Beginner**

ROBERT KAUFMAN
F A B R I C S

For questions about this pattern, please email Patterns@RobertKaufman.com.

Fabric and Supplies Needed

Fabric amounts based on yardage that is 42" wide.

Color	Fabric	Name/SKU	Yardage	Color	Fabric	Name/SKU	Yardage
	A	SRKM-23698-84 CREAM	2/3 yard		C	SRKM-23708-113 CRIMSON	1/2 yard
	B	ETJ-9864-15 IVORY	5/8 yard		Binding*	SRKM-23708-113 CRIMSON <small>Also used for Fabric C</small>	3/8 yard

Copyright 2026, Robert Kaufman
For individual use only - Not for resale

You will also need: 2
yards for backing

Notes Before You Begin

- Read through all of the instructions before beginning.
- All of the seam allowances are 1/4" unless otherwise noted.
- Press seam allowances open unless otherwise noted.
- Width of fabric (WOF) is equal to at least 42" wide.
- Length of fabric has been abbreviated to LOF.
- Right sides together has been abbreviated to RST.
- Remember to measure twice and cut once!

Cutting Instructions

From Fabric A, fussy cut:

three 17-1/2" x 17-1/2" squares centered over the motifs

From Fabric B, cut:

four 2-1/2" x WOF, sew end to end and subcut:
two 2-1/2" x 63-1/2" top and bottom borders
two 2-1/2" x 27-1/2" side borders

seven 1-1/2" x WOF

From Fabric C, cut:

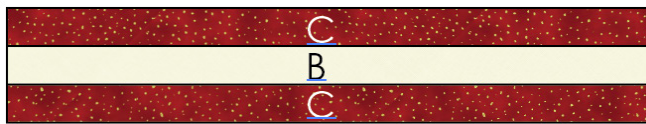
eleven 1-1/2" x WOF

From Binding Fabric, cut:

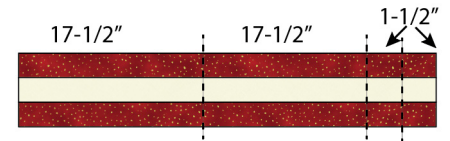
five 2-1/2" x WOF

Assemble the Blocks

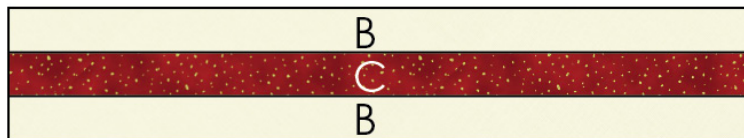
Step 1: Gather one 1-1/2" x WOF Fabric B strip, and two 1-1/2" x WOF Fabric C strips. Sew the strips together with the Fabric B strip in the center. Press towards Fabric C. Repeat to make five strip sets.



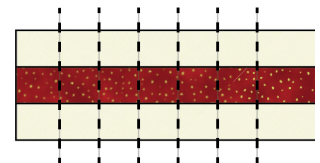
Step 2: Subcut the strip sets into ten 3-1/2" x 17-1/2" rectangles and eight 3-1/2" x 1-1/2" rectangles.



Step 3: Gather two 1-1/2" x WOF Fabric B strips, and one 1-1/2" x WOF Fabric C strip. Sew the strips together with the Fabric C strip in the center. Press towards Fabric C.



Step 4: Subcut the strip sets into sixteen 3-1/2" x 1-1/2" rectangles.



Step 5: Sew two Fabric B/C/B rectangles on either side of a Fabric C/B/C rectangle to make a nine patch. Repeat to make eight nine patch units.




Step 6: Gather one 17-1/2" x 17-1/2" Fabric A square and two 3-1/2" x 17-1/2" Fabrics C/B/C rectangle. Sew a rectangle on the top and bottom of the Fabric A square. Press towards Fabric C.

Repeat for the remaining two Fabric A squares.



Step 7: Gather one 3-1/2" x 17-1/2" Fabrics C/B/C rectangle and two nine patch squares. Sew one nine patch on both ends of the C/B/C rectangle to make the vertical sashing strip. Press towards the rectangle.



Step 8: Layout table runner as desired. Sew a vertical sashing strip between each motif and on the ends. Press towards Fabric C.



Step 9: Sew the top and bottom border. Press towards the border. Sew the side borders. Press towards the border.



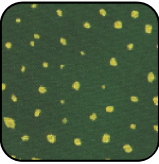
Step 10: Quilt and bind as desired.

Holiday Flourish Forest Glen - Evergreen Colorstory



Fabric and Supplies Needed

Fabric amounts based on yardage that is 42" wide.

Color	Fabric	Name/SKU	Yardage	Color	Fabric	Name/SKU	Yardage
	A	SRKM-23698-274 PINE	2/3 yard		C	SRKM-23708-308 FRESH DEW	1/2 yard
	B	SRKM-23708-224	5/8 yard		Binding*	SRKM-23708-308 FRESH DEW Also used for Fabric C	3/8 yard

You will also need: 2 yards for backing





Copyright 2026, Robert Kaufman For individual use only - Not for resale

Holiday Flourish Forest Glen - Shadow Colorstory



Fabric and Supplies Needed

Fabric amounts based on yardage that is 42" wide.

Color	Fabric	Name/SKU	Yardage	Color	Fabric	Name/SKU	Yardage
	A	SRKM-23698-158 WHEAT	2/3 yard		C	SRKM-23708-184 CHARCOAL	1/2 yard
	B	SRKM-23708-303 BLANC	5/8 yard		Binding*	SRKM-23708-184 CHARCOAL	1/4 yard
						Also used for Fabric C	

You will also need:
2 yards for backing

Copyright 2026, Robert Kaufman For
individual use only - Not for resale

This pattern may be used for personal purposes only and may not be reproduced in any form without the express permission from Robert Kaufman Fabrics. This pattern is not for resale. All patterns, unless otherwise attributed, are © Robert Kaufman Co., Inc. 2005-2023. All rights reserved.