


# GARDEN TILES

Designed by Ariga Mahmoudlou for RK Featuring Florentine Garden  
[www.robertkaufman.com](http://www.robertkaufman.com)



Finished quilt measures: 61" x 73"

Quilt shown in "JEWEL" colorstory.

For alternate "MULTI" colorstory see pages 8-9.



















Difficulty Rating: **Intermediate**

**ROBERTKAUFMAN**  
F A B R I C S

For questions about this pattern, please email [Patterns@RobertKaufman.com](mailto:Patterns@RobertKaufman.com).

## Fabric and Supplies Needed

*Fabric amounts based on yardage that is 42" wide.*

Color	Fabric	Name/SKU	Yardage	Color	Fabric	Name/SKU	Yardage
		TEN-819-42 JEWEL	one Ten Square Pack*			AHYM-19452-9 NAVY	*contained in Ten Square Pack
		AHYM-19447-78 PEACOCK	*contained in Ten Square Pack			AHYM-19449-4 BLUE	*contained in Ten Square Pack
		AHYM-19452-289 LT. BLUE	*contained in Ten Square Pack			AHYM-19451-4 BLUE	*contained in Ten Square Pack
		AHYM-19451-15 IVORY	*contained in Ten Square Pack			AHY-19450-4 BLUE	*contained in Ten Square Pack
		AHYM-19449-15 IVORY	*contained in Ten Square Pack			AHYM-19447-201 JEWEL	*contained in Ten Square Pack
		AHYM-19448-201 JEWEL	*contained in Ten Square Pack			AHYM-19449-81 TURQUOISE	*contained in Ten Square Pack
		AHYM-19452-23 LAVENDER	*contained in Ten Square Pack			AHYM-19451-51 JADE	*contained in Ten Square Pack
		AHYM-19449-6 PURPLE	*contained in Ten Square Pack			AHY-19450-51 JADE	*contained in Ten Square Pack
		AHYM-19451-23 LAVENDER	*contained in Ten Square Pack			AHYM-19449-51 JADE	*contained in Ten Square Pack

Fabric amounts based on yardage that is 42" wide.

Color	Fabric	Name/SKU	Yardage	Color	Fabric	Name/SKU	Yardage
		AHYM-19446-201 JEWEL	*contained in Ten Square Pack		B	ETJ-9864-1 WHITE	1-1/4 yard
		AHYM-19452-4 BLUE	*contained in Ten Square Pack		C	AHY-19450-4 BLUE	3/8 yard
		AHYM-19451-2 BLACK	*contained in Ten Square Pack		D	AHYM-19447-201 JEWEL	1 yard
<b>Plus additional yardage of Fabrics A-D</b>					Binding*	ETJ-9864-59 OCEAN	1/2 yard
	A	ETJ-9864-59 OCEAN	1-1/3 yard	*Also used for Fabric A			
<p>Copyright 2020, Robert Kaufman For individual use only - Not for resale</p>				<p>You will also need: 4 yards for backing</p>			

### Notes Before You Begin

- Read through all of the instructions before beginning.
- All of the seam allowances are 1/4" unless otherwise noted.
- Press seam allowances open unless otherwise noted.
- Width of fabric (WOF) is equal to at least 42" wide.
- Right sides together has been abbreviated to RST.
- Remember to measure twice and cut once!

## Cutting Instructions

### From the Ten Square Pack, cut:

thirty 4-1/2" x 8-1/2" rectangles

### From Fabric A, cut:

thirty 1-1/2" x WOF strips. Subcut:

sixty 1-1/2" x 8-1/2" side block borders

sixty 1-1/2" x 6-1/2" top/bottom block borders

seventy-one 1-1/2" x 2-1/2" rectangles

### From Fabric B, cut:

seventeen 2-1/2" x WOF strips. Subcut:

thirty 2-1/2" x 7-1/2" rectangles

eighty-two 2-1/2" x 5" rectangles

### From Fabric C, cut:

six 2" x WOF strips. Sew together, end-to-end, then trim:

two 2" x 62-1/2" side inner borders

two 2" x 53-1/2" top/bottom inner borders

### From Fabric D, cut:

seven 4-1/2" x WOF strips. Sew together, end-to-end, then trim:

two 4-1/2" x 65-1/2" side outer borders

two 4-1/2" x 61-1/2" top/bottom outer borders

### From the Binding Fabric, cut:

seven 2-1/2" x WOF strips

## Assemble the Blocks



### Step 1: Gather:

one 4-1/2" x 8-1/2" rectangle from the Ten Square Pack

two 1-1/2" x 6-1/2" Fabric A strips

two 1-1/2" x 8-1/2" Fabric A strips

**Step 2:** Sew the 1-1/2" x 8-1/2" Fabric A strips to the left and right edges of the center rectangle. Press. Sew the 1-1/2" x 6-1/2" Fabric A strips to the top and bottom edges of the center rectangle. Press.

The resulting Block should measure 6-1/2" x 10-1/2". Repeat with all of the Ten Square rectangles for a total of thirty Blocks.



## Assemble the Sashing Units

### Step 3: Gather:

two 2-1/2" x 5" Fabric B rectangles  
one 1-1/2" x 2-1/2" Fabric A rectangle

Sew the Fabric B rectangles to opposite edges of the Fabric A rectangle, as shown. Press.

The resulting Sashing Unit should measure 2-1/2" x 10-1/2". Repeat to make a total of thirty-five Sashing Units.



## Assemble the Sashing Rows

### Step 4: Gather:

two 2-1/2" x 5" Fabric B rectangles  
five 2-1/2" x 7-1/2" Fabric B rectangles  
six 1-1/2" x 2-1/2" Fabric A rectangles

Sew the Sashing Row together, as shown. Note that the shorter B rectangles are on the extreme left and right ends of the row. Press.



Repeat to make a total of six Sashing Rows.


## Assemble the Quilt

**Step 5:** Arrange the Blocks together as indicated in the Quilt Assembly Diagram. Sew each row together, using Sashing Units between each block and at the beginning and end of each row. Press seams toward the sashing. Repeat to make five block rows.

**Step 6:** Sew the sashing and block rows together. Press seams open or to the sashing.


**Step 7:** Sew the side inner borders to the sides of the quilt center. Press toward the borders. Sew the top and bottom inner borders to the quilt center. Press toward the borders.

**Step 8:** Sew the side outer borders to the sides of the quilt center. Press toward the borders. Sew the top and bottom outer borders to the quilt center. Press toward the borders.



Your quilt top is complete! Baste, quilt, bind and enjoy!

GARDEN TILES - Multi Colorstory



# GARDEN TILES - Multi Colorstory

## Fabric and Supplies Needed









*Fabric amounts based on yardage that is 42" wide.*

Color	Fabric	Name/SKU	Yardage	Color	Fabric	Name/SKU	Yardage
		TEN-820-42 MULTI	one Ten Square Pack*			AHYM-19447-205 MULTI	*contained in Ten Square Pack
		AHYM-19447-15 IVORY	*contained in Ten Square Pack			AHYM-19451-2 BLACK	*contained in Ten Square Pack
		AHYM-19451-15 IVORY	*contained in Ten Square Pack			AHYM-19452-2 BLACK	*contained in Ten Square Pack
		AHYM-19449-15 IVORY	*contained in Ten Square Pack			AHYM-19449-3 RED	*contained in Ten Square Pack
		AHYM-19452-15 IVORY	*contained in Ten Square Pack			AHY-19450-3 RED	*contained in Ten Square Pack
		AHYM-19448-205 MULTI	*contained in Ten Square Pack			AHYM-19451-3 RED	*contained in Ten Square Pack
		AHYM-19451-7 GREEN	*contained in Ten Square Pack			AHYM-19449-23 LAVENDER	*contained in Ten Square Pack
		AHYM-19446-205 MULTI	*contained in Ten Square Pack			AHYM-19452-11 ROYAL	*contained in Ten Square Pack



# GARDEN TILES - Multi Colorstory

*Fabric amounts based on yardage that is 42" wide.*

Color	Fabric	Name/SKU	Yardage	Color	Fabric	Name/SKU	Yardage
		AHYM-19449-4 BLUE	*contained in Ten Square Pack		B	SRKP-16687-84 CREAM	1-1/4 yard
		AHYM-19451-4 BLUE	*contained in Ten Square Pack		C	AHY-19450-3 RED	3/8 yard
		AHY-19450-4 BLUE	*contained in Ten Square Pack		D	AHYM-19447-201 JEWEL	1 yard
<b>Plus additional yardage of Fabrics A-D</b>					Binding*	ETJ-9864-184 CHARCOAL	1/2 yard
	A	ETJ-9864-184 CHARCOAL	1-1/3 yard	*Also used for Fabric A			
You will also need: 4 yards for backing							

Copyright 2020, Robert Kaufman  
For individual use only - Not for resale