

# FRAMED JEWELS

Designed by Ariga Mahmoudlou for RK Featuring  
[www.robertkaufman.com](http://www.robertkaufman.com)

## Cloud Cover



Finished quilt measures: 53-1/2" x 62"

Difficulty Rating: **Beginner**

**ROBERTKAUFMAN**  
F A B R I C S

For questions about this pattern, please email [Patterns@RobertKaufman.com](mailto:Patterns@RobertKaufman.com).

# Fabric and Supplies Needed

Fabric amounts based on yardage that is 42" wide.

| Color   | Fabric | Name/SKU                  | Yardage                                | Color  | Fabric | Name/SKU                | Yardage                                |
|---|--------|---------------------------|--|--|--------|-------------------------|--|
|    |        | TEN-810-42<br>CLOUD COVER | *contains<br>Fabrics A-X               |    | I      | SB-87422-29<br>YELLOW   | *contained<br>in Ten<br>Square<br>Pack |
|    | A      | SB-87422-15<br>FLAMINGO   | *contained<br>in Ten<br>Square<br>Pack |    | J      | SB-87422-30<br>SUNSHINE | *contained<br>in Ten<br>Square<br>Pack |
|    | B      | SB-87422-9<br>DUSTY ROSE  | *contained<br>in Ten<br>Square<br>Pack |    | K      | SB-87422-57<br>LIME     | *contained<br>in Ten<br>Square<br>Pack |
|   | C      | SB-87422-14<br>PINK       | *contained<br>in Ten<br>Square<br>Pack |   | L      | SB-87422-46<br>GRASS    | *contained<br>in Ten<br>Square<br>Pack |
|  | D      | SB-87422-8<br>BLUSH       | *contained<br>in Ten<br>Square<br>Pack |  | M      | SB-87422-44<br>CELERY   | *contained<br>in Ten<br>Square<br>Pack |
|  | E      | SB-87422-4<br>CHAMPAGNE   | *contained<br>in Ten<br>Square<br>Pack |  | N      | SB-87422-7<br>MINT      | *contained<br>in Ten<br>Square<br>Pack |
|  | F      | SB-87422-3<br>WHEAT       | *contained<br>in Ten<br>Square<br>Pack |  | O      | SB-87422-40<br>AQUA     | *contained<br>in Ten<br>Square<br>Pack |
|  | G      | SB-87422-2<br>LINEN       | *contained<br>in Ten<br>Square<br>Pack |  | P      | SB-87422-39<br>LAKE     | *contained<br>in Ten<br>Square<br>Pack |
|  | H      | SB-87422-1<br>DOESKIN     | *contained<br>in Ten<br>Square<br>Pack |  | Q      | SB-87422-6<br>SEAFOAM   | *contained<br>in Ten<br>Square<br>Pack |

Fabric amounts based on yardage that is 42" wide.

| Color   | Fabric | Name/SKU                  | Yardage                                | Color  | Fabric | Name/SKU                  | Yardage                                |
|---|--------|---------------------------|--|--|--------|---------------------------|--|
|    | R      | SB-87422-20<br>CLOUD      | *contained<br>in Ten<br>Square<br>Pack |    | Z      | SB-87422-11<br>LIPSTICK   | *contained<br>in Ten<br>Square<br>Pack |
|    | S      | SB-87422-21<br>WATER      | *contained<br>in Ten<br>Square<br>Pack |    | AA     | SB-87422-52<br>HOT PINK   | *contained<br>in Ten<br>Square<br>Pack |
|    | T      | SB-87422-54<br>SKY        | *contained<br>in Ten<br>Square<br>Pack |    | BB     | SB-87422-12<br>CHERRY     | *contained<br>in Ten<br>Square<br>Pack |
|   | U      | SB-87422-56<br>FOG        | *contained<br>in Ten<br>Square<br>Pack |   | CC     | SB-87422-32<br>ORANGE     | *contained<br>in Ten<br>Square<br>Pack |
|  | V      | SB-87422-5<br>HAZE        | *contained<br>in Ten<br>Square<br>Pack |  | DD     | SB-87422-31<br>SCHOOL BUS | *contained<br>in Ten<br>Square<br>Pack |
|  | W      | SB-87422-17<br>HIBISCUS   | *contained<br>in Ten<br>Square<br>Pack |  | EE     | SB-87422-48<br>OLIVE      | *contained<br>in Ten<br>Square<br>Pack |
|  | X      | SB-87422-16<br>LAVENDER   | *contained<br>in Ten<br>Square<br>Pack |  | FF     | SB-87422-49<br>PINE       | *contained<br>in Ten<br>Square<br>Pack |
|  |        | TEN-811-42<br>CLOUD COVER | *contains<br>Fabrics<br>Y-WW           |  | GG     | SB-87422-47<br>GREEN      | *contained<br>in Ten<br>Square<br>Pack |
|  | Y      | SB-87422-38<br>REDWOOD    | *contained<br>in Ten<br>Square<br>Pack |  | HH     | SB-87422-41<br>TURQUOISE  | *contained<br>in Ten<br>Square<br>Pack |

Fabric amounts based on yardage that is 42" wide.

| Color   | Fabric | Name/SKU                  | Yardage                                | Color  | Fabric                                   | Name/SKU                | Yardage                                |
|---|--------|---------------------------|--|--|--|-------------------------|--|
|    | II     | SB-87422-43<br>OCEAN      | *contained<br>in Ten<br>Square<br>Pack |    | RR                                       | SB-87422-36<br>EARTH    | *contained<br>in Ten<br>Square<br>Pack |
|    | JJ     | SB-87422-26<br>EVENING    | *contained<br>in Ten<br>Square<br>Pack |    | SS                                       | SB-87422-50<br>MUSHROOM | *contained<br>in Ten<br>Square<br>Pack |
|    | KK     | SB-87422-55<br>MIDNIGHT   | *contained<br>in Ten<br>Square<br>Pack |    | TT                                       | SB-87422-37<br>BROWN    | *contained<br>in Ten<br>Square<br>Pack |
|    | LL     | SB-87422-22<br>BLUE       | *contained<br>in Ten<br>Square<br>Pack |    | UU                                       | SB-87422-51<br>SMOKE    | *contained<br>in Ten<br>Square<br>Pack |
|  | MM     | SB-87422-23<br>PACIFIC    | *contained<br>in Ten<br>Square<br>Pack |  | VV                                       | SB-87422-27<br>GREY     | *contained<br>in Ten<br>Square<br>Pack |
|  | NN     | SB-87422-24<br>PARIS BLUE | *contained<br>in Ten<br>Square<br>Pack |  | WW                                       | SB-87422-28<br>CHARCOAL | *contained<br>in Ten<br>Square<br>Pack |
|  | OO     | SB-87422-53<br>GRAPE      | *contained<br>in Ten<br>Square<br>Pack |  | <b>Plus additional yardage of:</b><br>KK | SB-87422-55<br>MIDNIGHT | 3/4 yard                               |
|  | PP     | SB-87422-19<br>PURPLE     | *contained<br>in Ten<br>Square<br>Pack |  | U  | SB-87422-56<br>FOG      | 1/3 yard                               |
|  | QQ     | SB-87422-18<br>BERRY      | *contained<br>in Ten<br>Square<br>Pack |  | Binding**                                | SB-87422-55<br>MIDNIGHT | 1/2 yard                               |

\*\*Also used for Fabric KK

Copyright 2020, Robert Kaufman  
For individual use only - Not for resale

You will also need:  
3-1/2 yards for backing

## Notes Before You Begin

- Read through all of the instructions before beginning.
- All of the seam allowances are 1/4" unless otherwise noted.
- Press seam allowances open unless otherwise noted.
- Width of fabric (WOF) is equal to at least 42" wide.
- Right sides together has been abbreviated to RST.
- Remember to measure twice and cut once!

## Cutting Instructions

### **Gather squares from the following fabrics:**

Fabric A  
Fabric B  
Fabric D  
Fabric E  
Fabric G  
Fabric H  
Fabric I  
Fabric J  
Fabric K  
Fabric L  
Fabric M  
Fabric N  
Fabric O  
Fabric P  
Fabric R  
Fabric T  
Fabric W  
Fabric X  
Fabric Y  
Fabric Z  
Fabric AA  
Fabric BB  
Fabric CC  
Fabric DD  
Fabric EE Fabric FF  
Fabric GG  
Fabric HH (two squares)  
Fabric II (two squares)  
Fabric JJ (two squares)  
Fabric KK (two squares)  
Fabric LL  
Fabric MM (two squares)  
Fabric OO  
Fabric PP  
Fabric QQ  
Fabric RR  
Fabric SS

Fabric UU  
Fabric WW (two squares)

Cut each square along both diagonals, to create four triangles from each square. All remaining squares of fabric can be set aside for another project.

**From Fabric KK, cut:**

six 4-1/2" x WOF strips. Sew together, end-to-end, then trim:  
two 4-1/2" x 54-1/2" side outer borders  
two 4-1/2" x 54" top/bottom outer borders

**From Fabric U, cut:**

five 2" x WOF strips. Sew together, end-to-end, then trim:  
two 2" x 51-1/2" side inner borders  
two 2" x 46" top/bottom inner borders

**From the Binding Fabric, cut:**


six 2-1/2" x WOF strips

## Assemble the Blocks


**Step 1:** Arrange Fabric I, H, E, and DD triangles to form an hourglass block, taking care to place the fabric as shown in the example here.




**Step 2:** Sew the I triangle to the H triangle to form a pair. Repeat with the remaining triangles, noting the placement. Press the seams in opposite directions.



**Step 3:** Sew the units together along the longest edge, nesting the seams and pressing the seam open or to one side. Trim to 9" square.



**Step 4:** Repeat Steps 1-3 to make thirty Blocks, referring to the fabric letters in the Quilt Assembly Diagram.



## Assemble the Quilt



**Step 5:** Arrange the blocks into six rows of five blocks. Note the fabric placement and block orientation in the Quilt Assembly Diagram.

**Step 6:** Sew the blocks together to form rows. Press the rows to the left in the odd numbered rows and to the right in the even numbered rows.

**Step 7:** Sew the rows together to form the quilt center. Press the row seams open.

**Step 8:** Sew the side inner borders to the sides of the quilt center. Press toward the borders. Sew the top and bottom inner borders to the quilt center. Press toward the borders.

**Step 9:** Sew the side outer borders to the sides of the quilt center. Press toward the borders. Sew the top and bottom outer borders to the quilt center. Press toward the borders.

Your quilt top is complete! Baste, quilt, bind and enjoy!

This pattern may be used for personal purposes only and may not be reproduced in any form without the express permission from Robert Kaufman Fabrics. This pattern is not for resale. All patterns, unless otherwise attributed, are © Robert Kaufman Co., Inc. 2005-2020. All rights reserved.