

FOUR PATCH FLIP

Designed by Robert Kaufman Fabrics

Featuring

The Wild Bunch flannel

Ten square friendly!



Finished quilt measures: 49" x 49"

Shown in "nature" colorstory. For alternate colorstories, see pages 5-6.

Pattern Level: Enthusiastic Novice







"I am a total beginner and want to learn more!"

ROBERT KAUFMAN
F A B R I C S

Fabric and Supplies Needed

Fabric amounts based on yardage that is 40" wide.

Uses TEN-298-42

Color	Fabric	Name/SKU	Yardage	Color	Fabric	Name/SKU	Yardage
	A	AMFF-15384-268 NATURE	0.36 yard		D	F019-1321 SAGE Flannel Solid	0.36 yard
		<i>*Uses six 10" squares from the pack</i>				<i>*Uses six 10" squares from the pack</i>	
	B	AMFF-15385-268 NATURE	0.36 yard		E	F019-1157 GREY Flannel Solid	0.36 yard
		<i>*Uses six 10" squares from the pack</i>				<i>*Uses six 10" squares from the pack</i>	
	C	AMFF-15386-268 NATURE	0.36 yard		F	F019-91 STEEL Flannel Solid	0.36 yard
		<i>*Uses six 10" squares from the pack</i>				<i>*Uses six 10" squares from the pack</i>	
Copyright 2015, Robert Kaufman For individual use only - Not for resale				You will also need: 1/2 yard AMFF-15387-192 for Binding 3-1/4 yards for Backing & Batting			

Notes Before You Begin

- Read through all of the instructions before beginning.
- All of the seam allowances are 1/4" unless otherwise noted.
- Press seam allowances open unless otherwise noted.
- Width of fabric (WOF) is equal to at least 40" wide.
- Remember to measure twice and cut once!

Cutting Instructions

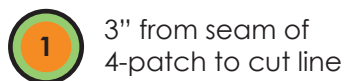
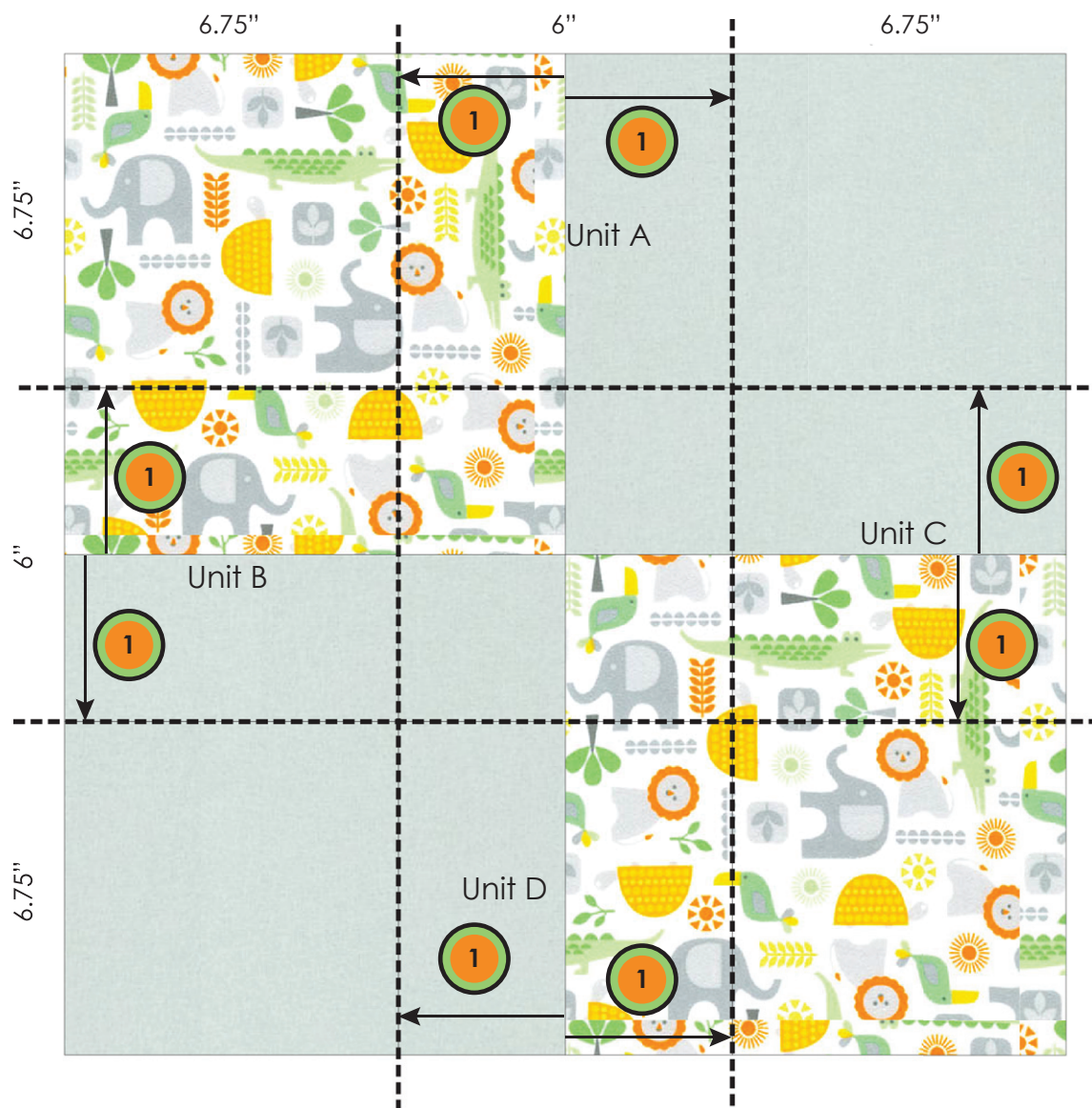
WOF = width of fabric

Use pre-cut Ten Squares for speedy block construction. Each 10" square is left uncut for block assembly.

Cut six 2-1/4" x WOF strips for binding

Assemble the Blocks

Group fabrics into nine stacks, each with two pairs of 10" squares. Pair prints with solids (or a contrasting print for the Park colorstory). A total of thirty-six 10" squares will be used from the pack.



Block Assembly Diagram 1

Sew nine 4-patch blocks, following Block Assembly Diagram 1.

Press row seams to the darker fabric and press final block seam open. Block should measure 19-1/2" square. Cut following Block Assembly Diagram 1, measuring and cutting 3" away from either side of the horizontal and vertical seams.

Trim all blocks to measure 6"x6".

<<Tip: The center four patch block will already be cut to size.

Avoid moving the pieces, if possible, in order to make the following step easier. >>

Rotate each A/B/C/D unit 180°, referring to Block Assembly Diagram 2 (page 4) to check orientation.



Block Assembly Diagram 2

Sew three rows together, pressing seams to one side, alternating every other row. Sew rows together, nesting seams. Press final seams open. Block should measure 17" square, unfinished.

Repeat to create nine blocks.




Quilt Assembly Diagram

Arrange blocks in three rows of three blocks each, noting placement of prints and solids in the Quilt Assembly Diagram for visual balance.







Sew blocks into rows, pressing seams to one side, alternating every other row. Then sew rows together, nesting seams.

Your quilt top is complete! Baste, quilt, bind and enjoy.

FOUR PATCH FLIP- Park Colorstory




Uses TEN-297-42

Color	Fabric	Name/SKU	Yardage	Color	Fabric	Name/SKU	Yardage
	A	AMFF-15384-269 PARK	0.36 yard		D	AMFF-15386-268 NATURE	0.86 yard
		<i>*Uses six 10" squares from the pack</i>				<i>*Uses six 10" squares from the pack</i> <i>* Cut six strips 2-12" x WOF for binding</i> <i>(1/2 yard for binding only)</i>	
	B	AMFF-15386-269 PARK	0.36 yard		E	F019-1005 AQUA	0.36 yard
		<i>*Uses six 10" squares from the pack</i>				<i>*Uses six 10" squares from the pack</i>	
	C	AMFF-15385-269 PARK	0.36 yard		F	F019-1082 COCOA	0.36 yard
		<i>*Uses six 10" squares from the pack</i>				<i>*Uses six 10" squares from the pack</i>	







Copyright 2015, Robert Kaufman
For individual use only - Not for resale

You will also need:
3-1/4 yards for Backing & Batting

FOUR PATCH FLIP- Spring Colorstory



Uses TEN-299-42

Color	Fabric	Name/SKU	Yardage	Color	Fabric	Name/SKU	Yardage
	A	AMFF-15384-192 SPRING	0.36 yard		D	F019-1225 MED. PINK Flannel Solid	0.36 yard
		<i>*Uses six 10" squares from the pack</i>				<i>*Uses six 10" squares from the pack</i>	
	B	AMFF-15385-192 SPRING	0.36 yard		E	F019-1191 LILAC Flannel Solid	0.36 yard
		<i>*Uses six 10" squares from the pack</i>				<i>*Uses six 10" squares from the pack</i>	
	C	AMFF-15386-192 SPRING	0.36 yard		F	F019-1395 YELLOW Flannel Solid	0.36 yard
		<i>*Uses six 10" squares from the pack</i>				<i>*Uses six 10" squares from the pack</i>	

Copyright 2015, Robert Kaufman
For individual use only - Not for resale

You will also need:
1/2 yard AMFF-15387-268 for Binding
3-1/4 yards for Backing & Batting