

Faraway

Designed by Amy Sinibaldi

ROBERT KAUFMAN
F A B R I C S

nanacompany.typepad.com

Featuring **London Calling**
by Studio RK

Supplies Needed

- 2 Charm packs of London Calling (CHS-196-42)
- 2 yards of off-white cotton lawn (C322-1181)
- 2-2/4 yards of white cotton lawn (C322-1387)
- 5-1/4 yards Backing fabric
- 5/8 yard Binding fabric
- 79" x 88" Batting (Full Sized)

Pattern Level: Experienced Intermediate

"I know the ropes and would like to test my skills!"

For individual use only - Not for resale

Copyright 2014, Robert Kaufman



Finished quilt measures 70" x 82"

Notes Before You Begin

- All of the seam allowances are 1/4" unless otherwise noted.
- Remember to measure twice and cut once!
- Please read through all of the instructions before beginning.

Cutting Instructions

Charm Packs (CHS-196-42)

- From 25 charm squares cut 4 strips 1-3/4" x 5" (100 total strips divided into matching sets of 4).
- From 25 charm squares cut 4 squares 1-3/4" x 1-3/4" (100 total squares divided into matching sets of 4).

Off-White Lawn (C322-1181)

- Cut 4 strips 5" x WOF (width of fabric), then subcut into 25 squares 5" x 5" (for block centers).
- Cut 2 strips 6-1/2" x 70" (for sashing).

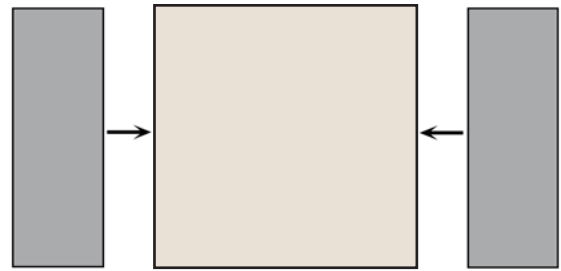
White Lawn (C322-1387)

- Cut 9 strips 6" x WOF, then subcut into 50 squares 6" x 6".
 - Cut squares diagonally into HSTs (half square triangles).
- Cut 8 squares 10-1/2" x 10-1/2".
- Cut 4 squares 20-1/2" x 20-1/2".

Step 1: Assemble Blocks

Using one set of 4 London Calling print strips, 4 London Calling print squares and a 5" off-white square, make a complete London Calling block:

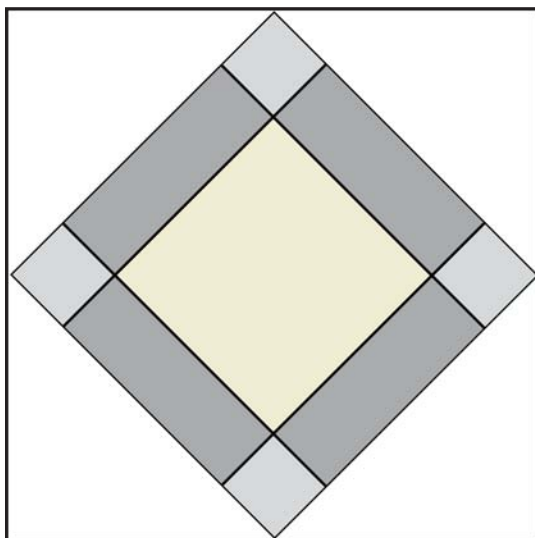
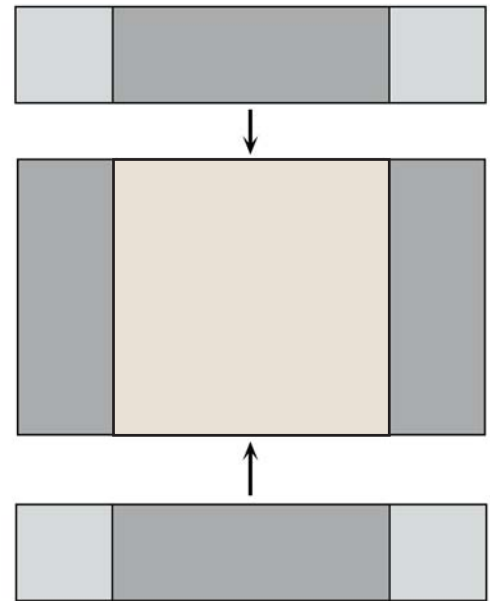
- Sew one 1-3/4" strip to one side of one 5" square of off-white lawn.
- Repeat on the opposite side of square.



- Sew one 1-3/4" square to each end of one 1-3/4" x 5" strip.
- Repeat on a second strip.

- Attach the two strip units to the remaining sides of the 5" square of off-white lawn.

Important: Square off to a perfect 7-1/2" square.



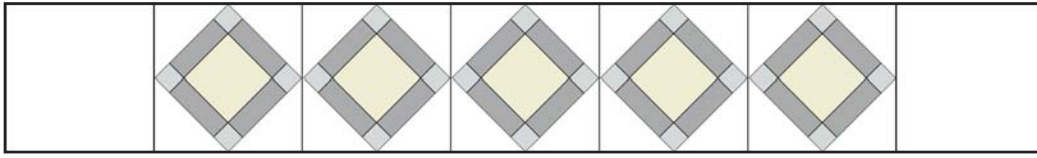
- Sew a white HST's to each side.

Important: Square off to a perfect 10-1/2" square.

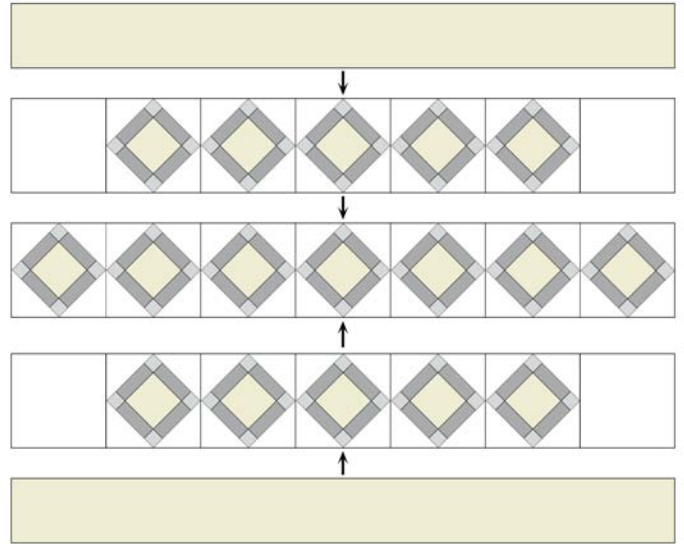
Repeat until you have 25 of these blocks.

Step 2: Assemble Quilt Center

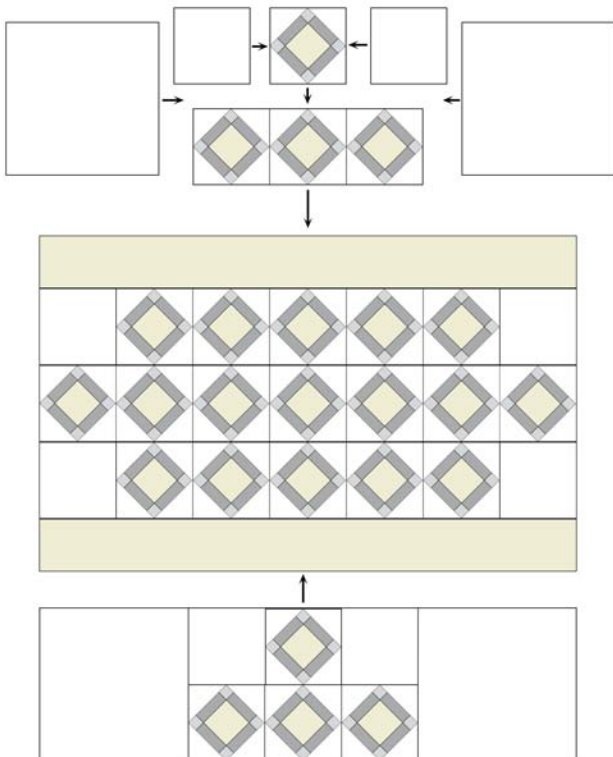
Sew 5 completed London Calling blocks together in a row. Attach one 10-1/2" square of white lawn to each end of this row. Repeat so you'll have two of these.



- Sew 7 completed London Calling blocks together into a row.
- Sew the three rows together with the 7-block piece in the center.
- Attach one 6-1/2" x 70" strip of the off-white lawn to the top and bottom of this piece.



Step 3: Assemble Quilt Ends



- Sew 3 completed London Calling blocks together into a row.
- Attach one 10-1/4" square of white lawn to either side of a completed London Calling block.
- Sew these two rows together along long edges.
- Add one 20-1/2" square of the white lawn to either side of this piece to create end unit.
- Repeat so that you have two end units.
- Attach to the top and bottom of the center section of the quilt.

Baste, quilt, bind and enjoy!