


# DIAMOND DANCE

Designed by Ariga Mahmoudlou for RK Featuring  
[www.robertkaufman.com](http://www.robertkaufman.com)

*Painterly Petals* STUDIO  
RK



Finished quilt measures: 72" x 88"




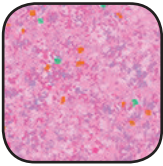

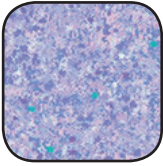






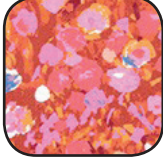





Difficulty Rating: **Beginner**

ROBERTKAUFMAN  
F A B R I C S

For questions about this pattern, please email [Patterns@RobertKaufman.com](mailto:Patterns@RobertKaufman.com).






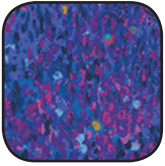





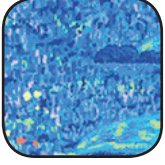






## Fabric and Supplies Needed

*Fabric amounts based on yardage that is 42" wide.*


Color	Fabric	Name/SKU	Yardage	Color	Fabric	Name/SKU	Yardage
		TEN-765-42 <i>*includes Fabrics A-HH</i>	One Ten Square Pack		I	SRKD-19149-3 RED	<i>*included in Ten Square pack</i>
	A	SRKD-19152-126 OCHRE	<i>*included in Ten Square pack</i>		J	SRKD-19152-10 PINK	<i>*included in Ten Square pack</i>
	B	SRKD-19150-5 YELLOW	<i>*included in Ten Square pack</i>		K	SRKD-19152-23 LAVENDER	<i>*included in Ten Square pack</i>
	C	SRKD-19152-144 PEACH	<i>*included in Ten Square pack</i>		L	SRKD-19148-23 LAVENDER	<i>*included in Ten Square pack</i>
	D	SRKD-19151-8 ORANGE	<i>*included in Ten Square pack</i>		M	SRKD-19150-23 LAVENDER	<i>*included in Ten Square pack</i>
	E	SRKD-19152-116 TOMATO	<i>*included in Ten Square pack</i>		N	SRKD-19148-198 PASTEL	<i>*included in Ten Square pack</i>
	F	SRKD-19149-8 ORANGE	<i>*included in Ten Square pack</i>		O	SRKD-19152-50 LIME	<i>*included in Ten Square pack</i>
	G	SRKD-19150-3 RED	<i>*included in Ten Square pack</i>		P	SRKD-19148-9 NAVY	<i>*included in Ten Square pack</i>
	H	SRKD-19151-108 FUCHSIA	<i>*included in Ten Square pack</i>		Q	SRKD-19151-7 GREEN	<i>*included in Ten Square pack</i>



Fabric amounts based on yardage that is 42" wide.

Color	Fabric	Name/SKU	Yardage	Color	Fabric	Name/SKU	Yardage
	R	SRKD-19150-7 GREEN	<i>*included in Ten Square pack</i>		AA	SRKD-19151-198 PASTEL	<i>*included in Ten Square pack</i>
	S	SRKD-19148-196 HARVEST	<i>*included in Ten Square pack</i>		BB	SRKD-19150-9 NAVY	<i>*included in Ten Square pack</i>
	T	SRKD-19148-193 SUMMER	<i>*included in Ten Square pack</i>		CC	SRKD-19150-6 PURPLE	<i>*included in Ten Square pack</i>
	U	SRKD-19150-193 SUMMER	<i>*included in Ten Square pack</i>		DD	SRKD-19152-70 AQUA	<i>*included in Ten Square pack</i>
	V	SRKD-19150-32 MINT	<i>*included in Ten Square pack</i>		EE	SRKD-19152-4 BLUE	<i>*included in Ten Square pack</i>
	W	SRKD-19149-198 PASTEL	<i>*included in Ten Square pack</i>		FF	SRKD-19151-4 BLUE	<i>*included in Ten Square pack</i>
	X	SRKD-19149-7 GREEN	<i>*included in Ten Square pack</i>		GG	SRKD-19151-22 VIOLET	<i>*included in Ten Square pack</i>
	Y	SRKD-19148-205 MULTI	<i>*included in Ten Square pack</i>		HH	SRKD-19149-9 NAVY	<i>*included in Ten Square pack</i>
	Z	SRKD-19149-205 MULTI	<i>*included in Ten Square pack</i>		II	ETJ-9864-9 NAVY	4-1/2 yards

Fabric amounts based on yardage that is 42" wide.

Color	Fabric	Name/SKU	Yardage
	Binding**	SRKD-19149-7 GREEN **Also used for Fabric X	2/3 yard
Copyright 2019, Robert Kaufman For individual use only - Not for resale			You will also need: 5-1/2 yards for backing

## Notes Before You Begin

- Read through all of the instructions before beginning.
- All of the seam allowances are 1/4" unless otherwise noted.
- Press seam allowances open unless otherwise noted.
- Width of fabric (WOF) is equal to at least 42" wide.
- Right sides together has been abbreviated to RST.
- Remember to measure twice and cut once!

## Cutting Instructions

**From each of Fabrics A, C-H, J-O, Q, R, U-X, AA, BB, and DD-GG, cut:**  
three 5" squares for the HSTs

**From each of Fabrics B, I, S, T, Y, Z, CC and HH, cut:**  
six 5" squares for the HSTs

**From Fabric P, cut:**  
four 5" squares for the HSTs

**From Fabric II, cut:**  
six 8-1/2" x WOF strips. Subcut:  
    eighteen 8-1/2" squares  
    twelve 4-1/2" x 8-1/2" rectangles  
sixteen 5" x WOF strips. Subcut:  
    one hundred twenty-seven 5" squares for the HSTs  
six 4-1/2" x WOF strips. Subcut:  
    forty-eight 4-1/2" squares

**From the Binding Fabric, cut:**  
nine 2-1/2" x WOF strips



## Assemble the Half-Square Triangles

**Step 1:** Pair a 5" Fabric A square with a 5" Fabric II square, RST. Mark a diagonal line on the wrong side of one square. Sew 1/4" away from both sides of the marked line. Cut on the marked line, creating two half-square triangles (HSTs). Press toward the darker fabric. Trim to 4-1/2" square. Repeat to make six A/II HSTs.



**Step 2:** Repeat Step 1 to make:



twelve B/II HSTs



six M/II HSTs



six X/II HSTs



six C/II HSTs



six N/II HSTs



twelve Y/II HSTs



six D/II HSTs



six O/II HSTs



twelve Z/II HSTs



six E/II HSTs



seven P/II HSTs



six AA/II HSTs



six F/II HSTs



six Q/II HSTs



six BB/II HSTs



six G/II HSTs



six R/II HSTs



twelve CC/II HSTs



six H/II HSTs



twelve S/II HSTs



six DD/II HSTs



twelve I/II HSTs



twelve T/II HSTs



six EE/II HSTs



six J/II HSTs



six U/II HSTs



six FF/II HSTs



five K/II HSTs



six V/II HSTs



six GG/II HSTs



six L/II HSTs




six W/II HSTs



twelve HH/II HSTs

## Assemble the Quilt



**Step 3:** Arrange the HST Blocks together as indicated in the Quilt Assembly Diagram, inserting the Fabric II squares and rectangles as shown. Sew each row or section together, following the piecing method shown in the diagram. Press seams in opposite directions every other row.

Your quilt top is complete! Baste, quilt, bind and enjoy!

This pattern may be used for personal purposes only and may not be reproduced in any form without the express permission from Robert Kaufman Fabrics. This pattern is not for resale. All patterns, unless otherwise attributed, are © Robert Kaufman Co., Inc. 2005-2019. All rights reserved.