












### Dazzling Jewels wall hanging, ordering guide

designed by Peggy Toole, instructions by Heidi Pridemore  
featuring fabrics from: Jewels of India by Peggy Toole  
finished wall hanging measures 47" x 51"

Fabric SKU	1 kit ydg	bolts	5 kits	bolts	10 kits	bolts	15 kits	bolts	25 kits	bolts	50 kits	bolts
 APTM-10874-201 BLOCK CENTER	1 1/2	1	7 1/2	1	15	1	22 1/2	2	37 1/2	3	75	5
 APTM-10875-89 LIGHT BACKGROUND	1 2/3	1	8 1/3	1	16 2/3	2	25	2	41 2/3	3	83 1/3	6
 APTM-10875-105 BLOCK ACCENT	7/8	1	4 3/8	1	8 3/4	1	13 1/8	1	21 7/8	2	43 3/4	3
 APTM-10875-20 BLOCK ACCENT, SASHING, BINDING	1 3/4	1	8 3/4	1	17 1/2	2	26 1/4	2	43 3/4	3	87 1/2	6
 APTM-10877-201 BLOCK POINTS	7/8	1	4 3/8	1	8 3/4	1	13 1/8	1	21 7/8	2	43 3/4	3
 APTM-108776-201 CENTER STAR BLOCK	3/8	1	1 7/8	1	3 3/4	1	5 5/8	1	9 3/8	1	18 3/4	2
Backing	3 1/3	1	16 2/3	2	33 1/3	3	50	4	83 1/3	6	166 2/3	11

### Dazzling Jewels pillow cover, ordering guide

designed by Peggy Toole, instructions by Heidi Pridemore  
featuring fabrics from: Jewels of India by Peggy Toole  
finished pillow cover measures 24" x 24"

Fabric SKU	1 kit ydg	bolts	5 kits	bolts	10 kits	bolts	15 kits	bolts	25 kits	bolts	50 kits	bolts
 APTM-10874-201 BLOCK CENTER	1 1/2	1	7 1/2	1	15	1	22 1/2	2	37 1/2	3	75	5
 APTM-10875-89 LIGHT BACKGROUND	1/3	1	1 2/3	1	3 1/3	1	5	1	8 1/3	1	16 2/3	2
 APTM-10875-105 BLOCK ACCENT	1/4	1	1 1/4	1	2 1/2	1	3 3/4	1	6 1/4	1	12 1/2	1
 APTM-10875-20 BLOCK ACCENT	1/2	1	2 1/2	1	5	1	7 1/2	1	12 1/2	1	25	2
 APTM-10877-201 BACKGROUND	1/2	1	2 1/2	1	5	1	7 1/2	1	12 1/2	1	25	2

No kits available from Robert Kaufman

Pattern will be available to download free from [www.robertkaufman.com](http://www.robertkaufman.com)

*bolt requirement based on 15 yd put-up*