


COZY PLAID

Designed by Ariga Wilson for RK
www.robertkaufman.com

Featuring **MAMMOTH**
junior
FLANNEL STUDIO **RK**



Finished quilt measures: 49-1/2" x 60-1/2"





Difficulty Rating: **Beginner**

ROBERTKAUFMAN
F A B R I C S

For questions about this pattern, please email Patterns@RobertKaufman.com.

Fabric and Supplies Needed

Fabric amounts based on yardage that is 42" wide.

Color	Fabric	Name/SKU	Yardage	Color	Fabric	Name/SKU	Yardage
	A	F019-1243 NAVY	1-3/8 yards		C	SRKF-22028-448 WARBLER	3/4 yard
	B	SRKF-22027-403 TEAL BLUE	3/4 yard		Binding*	SRKF-22027-403 TEAL BLUE <i>*Also used for Fabric B</i>	1/2 yard
<p>Copyright 2023, Robert Kaufman For individual use only - Not for resale</p>				<p>You will also need: 3-1/4 yards for backing</p>			

Notes Before You Begin

- Read through all of the instructions before beginning.
- All of the seam allowances are 1/4" unless otherwise noted.
- Press seam allowances open unless otherwise noted.
- Width of fabric (WOF) is equal to at least 42" wide.
- Right sides together has been abbreviated to RST.
- Remember to measure twice and cut once!

Cutting Instructions

From Fabric A, cut:

eight 6" x WOF strips. Subcut:
fifty 6" squares

From Fabric B, cut:

four 6" x WOF strips. Subcut:
twenty-four 6" squares


From Fabric C, cut:

four 6" x WOF strips. Subcut:
twenty-five 6" squares

From the Binding Fabric, cut:

six 2-1/2" x WOF strips

Assemble the Quilt



Step 1: Arrange the blocks into eleven rows of nine blocks. Note the fabric placement and block orientation in the Quilt Assembly Diagram.

Step 2: Sew the blocks together to form rows. Press the rows to the left in the odd numbered rows and to the right in the even numbered rows.

Step 3: Sew the rows together to form the quilt center. Press the row seams open.

Your quilt top is complete! Baste, quilt, bind and enjoy!

This pattern may be used for personal purposes only and may not be reproduced in any form without the express permission from Robert Kaufman Fabrics. This pattern is not for resale. All patterns, unless otherwise attributed, are © Robert Kaufman Co., Inc. 2005-2023. All rights reserved.