


# COZY PLAID

Designed by Ariga Mahmoudlour for RK Featuring **Animal Kingdom**  
[www.robertkaufman.com](http://www.robertkaufman.com)



Finished quilt measures: 49-1/2" x 60-1/2"



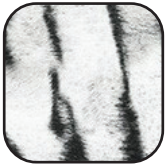

Difficulty Rating: **Beginner**

**ROBERT KAUFMAN**  
F A B R I C S

For questions about this pattern, please email [Patterns@RobertKaufman.com](mailto:Patterns@RobertKaufman.com).

## Fabric and Supplies Needed

*Fabric amounts based on yardage that is 42" wide.*

Color	Fabric	Name/SKU	Yardage	Color	Fabric	Name/SKU	Yardage
	A	SRKD-19876-286 WILD	1-3/8 yard		C	K001-1019 BLACK	3/4 yard
	B	SRKD-19875-87 SNOW	3/4 yard		Binding*	K001-1019 BLACK <small>*Also used for Fabric C</small>	1/2 yard
<p>Copyright 2020, Robert Kaufman For individual use only - Not for resale</p>				<p>You will also need: 3-1/4 yards for backing</p>			

## Notes Before You Begin

- Read through all of the instructions before beginning.
- All of the seam allowances are 1/4" unless otherwise noted.
- Press seam allowances open unless otherwise noted.
- Width of fabric (WOF) is equal to at least 42" wide.
- Right sides together has been abbreviated to RST.
- Remember to measure twice and cut once!

## Cutting Instructions

### From Fabric A, cut:

eight 6" x WOF strips. Subcut:  
fifty 6" squares

### From Fabric B, cut:

four 6" x WOF strips. Subcut:  
twenty-four 6" squares


### From Fabric C, cut:

four 6" x WOF strips. Subcut:  
twenty-five 6" squares

### From the Binding Fabric, cut:

six 2-1/2" x WOF strips

## Assemble the Quilt



**Step 1:** Arrange the blocks into eleven rows of nine blocks. Note the fabric placement and block orientation in the Quilt Assembly Diagram.

**Step 2:** Sew the blocks together to form rows. Press the rows to the left in the odd numbered rows and to the right in the even numbered rows.

**Step 3:** Sew the rows together to form the quilt center. Press the row seams open.

Your quilt top is complete! Baste, quilt, bind and enjoy!

This pattern may be used for personal purposes only and may not be reproduced in any form without the express permission from Robert Kaufman Fabrics. This pattern is not for resale. All patterns, unless otherwise attributed, are © Robert Kaufman Co., Inc. 2005-2020. All rights reserved.