


COZY PLAID

Designed by Ariga Mahmoudlour for RK Featuring **Little Savannah Flannel**
www.robertkaufman.com



Finished quilt measures: 49-1/2" x 60-1/2"

Quilt shown in "BLUE" colorstory.

For alternate "GREY", "MINT" and "PINK" colorstories see pages 4-6.





Difficulty Rating: **Beginner**

ROBERTKAUFMAN
F A B R I C S

For questions about this pattern, please email Patterns@RobertKaufman.com.

Fabric and Supplies Needed

Fabric amounts based on yardage that is 42" wide.

Color	Fabric	Name/SKU	Yardage	Color	Fabric	Name/SKU	Yardage
	A	F019-1200 LT. BLUE	1-3/8 yard		C	ARQF-19283-4 BLUE	3/4 yard
	B	ARQF-19285-4 BLUE	3/4 yard		Binding*	ARQF-19285-4 BLUE <i>*Also used for Fabric B</i>	1/2 yard
Copyright 2020, Robert Kaufman For individual use only - Not for resale				You will also need: 3-1/4 yards for backing			

Notes Before You Begin

- Read through all of the instructions before beginning.
- All of the seam allowances are 1/4" unless otherwise noted.
- Press seam allowances open unless otherwise noted.
- Width of fabric (WOF) is equal to at least 42" wide.
- Right sides together has been abbreviated to RST.
- Remember to measure twice and cut once!

Cutting Instructions

From Fabric A, cut:

eight 6" x WOF strips. Subcut:
fifty 6" squares

From Fabric B, cut:

four 6" x WOF strips. Subcut:
twenty-four 6" squares


From Fabric C, cut:

four 6" x WOF strips. Subcut:
twenty-five 6" squares

From the Binding Fabric, cut:

six 2-1/2" x WOF strips

Assemble the Quilt




Step 1: Arrange the blocks into eleven rows of nine blocks. Note the fabric placement and block orientation in the Quilt Assembly Diagram.

Step 2: Sew the blocks together to form rows. Press the rows to the left in the odd numbered rows and to the right in the even numbered rows.

Step 3: Sew the rows together to form the quilt center. Press the row seams open.





Your quilt top is complete! Baste, quilt, bind and enjoy!

COZY PLAID - Grey Colorstory




Fabric and Supplies Needed

Fabric amounts based on yardage that is 42" wide.





Color	Fabric	Name/SKU	Yardage	Color	Fabric	Name/SKU	Yardage
	A	F019-1157 GREY	1-3/8 yard		C	ARQF-19283-1 WHITE	3/4 yard
	B	ARQF-19285-12 GREY	3/4 yard		Binding*	ARQF-19285-12 GREY <small>*Also used for Fabric B</small>	1/2 yard
<p>Copyright 2020, Robert Kaufman For individual use only - Not for resale</p>				<p>You will also need: 3-1/4 yards for backing</p>			

COZY PLAID - Mint Colorstory




Fabric and Supplies Needed

Fabric amounts based on yardage that is 42" wide.





Color	Fabric	Name/SKU	Yardage	Color	Fabric	Name/SKU	Yardage
	A	F019-1234 MINT	1-3/8 yard		C	ARQF-19283-32 MINT	3/4 yard
	B	ARQF-19285-32 MINT	3/4 yard		Binding*	ARQF-19285-32 MINT <i>*Also used for Fabric B</i>	1/2 yard
Copyright 2020, Robert Kaufman For individual use only - Not for resale				You will also need: 3-1/4 yards for backing			

COZY PLAID - Pink Colorstory



Fabric and Supplies Needed

Fabric amounts based on yardage that is 42" wide.

Color	Fabric	Name/SKU	Yardage	Color	Fabric	Name/SKU	Yardage
	A	F019-1026 BLOSSOM	1-3/8 yard		C	ARQF-19286-10 PINK	3/4 yard
	B	ARQF-19285-10 PINK	3/4 yard		Binding*	ARQF-19285-10 PINK <i>*Also used for Fabric B</i>	1/2 yard
<p>Copyright 2020, Robert Kaufman For individual use only - Not for resale</p>				<p>You will also need: 3-1/4 yards for backing</p>			

This pattern may be used for personal purposes only and may not be reproduced in any form without the express permission from Robert Kaufman Fabrics. This pattern is not for resale. All patterns, unless otherwise attributed, are © Robert Kaufman Co., Inc. 2005-2020. All rights reserved.