

BRIDGES

Designed by Ariga Wilson for RK
www.robertkaufman.com

Featuring ARTISAN
BATIKS

Bubble Blues Lynn

Roll Up
Friendly



Finished quilt measures: 54" x 70"

Difficulty Rating: **Beginner**

ROBERTKAUFMAN
F A B R I C S

For questions about this pattern, please email Patterns@RobertKaufman.com.






Fabric and Supplies Needed

Fabric amounts based on yardage that is 42" wide.

Color	Fabric	Name/SKU	Yardage	Color	Fabric	Name/SKU	Yardage
	A	AMD-7000-187 PLATINUM	1-1/4 yard		I	AMD-21247-243 CERULEAN	*Included in the Roll-Up
	RU-1098-40 BUBBLE BLUES <i>*Contains Fabrics B-U</i>	One Roll-Up			J	AMD-21247-438 NIGHT	*Included in the Roll-Up
	B	AMD-21246-60 PACIFIC	*Included in the Roll-Up		K	AMD-21248-59 OCEAN	*Included in the Roll-Up
	C	AMD-21246-243 CERULEAN	*Included in the Roll-Up		L	AMD-21248-60 PACIFIC	*Included in the Roll-Up
	D	AMD-21246-405 WATERFALL	*Included in the Roll-Up		M	AMD-21248-71 LAGOON	*Included in the Roll-Up
	E	AMD-21246-438 NIGHT	*Included in the Roll-Up		N	AMD-21248-462 SEA MIST	*Included in the Roll-Up
	F	AMD-21246-462 SEA MIST	*Included in the Roll-Up		O	AMD-21249-71 LAGOON	*Included in the Roll-Up
	G	AMD-21247-59 OCEAN	*Included in the Roll-Up		P	AMD-21249-80 EVENING	*Included in the Roll-Up
	H	AMD-21247-215 SURF	*Included in the Roll-Up		Q	AMD-21250-59 OCEAN	*Included in the Roll-Up

Fabric and Supplies Needed

Fabric amounts based on yardage that is 42" wide.

Color	Fabric	Name/SKU	Yardage	Color	Fabric	Name/SKU	Yardage
	R	AMD-21250-361 CAPRI	*Included in the Roll-Up		U	AMD-21251-215 SURF	*Included in the Roll-Up
	S	AMD-21250-462 SEA MIST	*Included in the Roll-Up		Binding	AMD-21246-438 NIGHT	1/2 yard
	T	AMD-21251-60 PACIFIC	*Included in the Roll-Up	You will also need: 3-1/2 yards for backing			

Copyright 2022, Robert Kaufman
 For individual use only - Not for resale

Notes Before You Begin

- Read through all of the instructions before beginning.
- All of the seam allowances are 1/4" unless otherwise noted.
- Press seam allowances open unless otherwise noted.
- Width of fabric (WOF) is equal to at least 42" wide.
- Right sides together has been abbreviated to RST.
- Remember to measure twice and cut once!

Cutting Instructions

From Fabric A, cut:

sixteen 2-1/2" x WOF strips. Subcut:
 twenty-four 2-1/2" x 20-1/2" strips
 two 2-1/2" x 16-1/2" strips
 two 2-1/2" x 12-1/2" strips
 two 2-1/2" x 8-1/2" strips
 two 2-1/2" x 4-1/2" strips
 one 2-1/2" x 14-1/2" strip
 one 2-1/2" x 10-1/2" strip
 one 2-1/2" x 6-1/2" strip
 two 2-1/2" squares

From Fabrics B-Y, cut the following lengths from the 2-1/2" wide strips:

Fabric	2-1/2" x 2-1/2"	2-1/2" x 4-1/2"	2-1/2" x 6-1/2"
B	15		7
C	16		8
D	14	1	6
E	14	2	5
F	13		5
G	17		6
H	19	1	6
I	5		3
J	14	2	5
K	6		3
L	14		7
M	13	1	6
N	8		3
O	13		7
P	14	1	6
Q	15	1	6
R	13		7
S	15		7
T	13	1	5
U	13		7

Tip: Organize the cuts with sticky notes showing the fabric letter. This will help with quilt assembly.

From the Binding, cut:

seven 2-1/2" x WOF strips.

Assemble the Quilt

Step 1: Gather:

- two 2-1/2" Fabric Q squares
- one 2-1/2" Fabric N square
- one 2-1/2" Fabric U square
- two 2-1/2" Fabric G squares
- one 2-1/2" Fabric D square
- one 2-1/2" Fabric M square
- one 2-1/2" x 6-1/2" Fabric G rectangle
- one 2-1/2" x 6-1/2" Fabric M rectangle
- one 2-1/2" x 6-1/2" Fabric O rectangle
- one 20-1/2" Fabric A strip


Arrange to form Row 1, as shown, paying close attention to the order of the fabrics in the Quilt Assembly Diagram. Sew together, pressing the seams to the left.



Step 2: Continue this process, assembling Rows 2-35. Note the fabric placement and length of the Fabric A strips in the Quilt Assembly Diagram. Press all seams in odd numbered rows to the left and seams in even numbered rows to the right.

Step 3: Sew Rows 1-35 together, nesting the seams and pressing the row seams to one side. Tip: Sew rows together in pairs, then sew pairs of rows together, continuing in this manner until you are sewing two large sections together to form the quilt.

Your quilt top is complete. Baste, quilt, bind and enjoy!



This pattern may be used for personal purposes only and may not be reproduced in any form without the express permission from Robert Kaufman Fabrics. This pattern is not for resale. All patterns, unless otherwise attributed, are © Robert Kaufman Co., Inc. 2005-2022. All rights reserved.