

featuring

**SPOT ON** STUDIO RIK

Fat Quarter  
& Charm  
Friendly!

## Supplies Needed


3 Spot On Charm Packs: CHS-197-42  
1 Spot On Fat Quarter Bundle: FQ-759-10  
4 yards backing fabric  
1/2 yard binding fabric  
Twin sized batting

## Pattern Level: Confident Beginner

*"I have basic block construction down  
and would like to learn a new trick!"*

For individual use only - Not for resale

Copyright 2014, Robert Kaufman



Finished quilt measures 63"x72"

Shown in "Prep School" colorstory. Please see page 3 & 4 for additional colorstories & fabric requirements.

## Notes Before You Begin


- Please read through all of the instructions before beginning.
- The seam allowances are all 1/4" unless otherwise noted.
- Press seams as desired (either open or to the dark side).
- Remember to measure twice and cut once!
- You can save time by **chain piecing** your quilt top. Prep your pieces by laying your squares to be sewn right sides together in a pile by your machine. Feed the pieces through your sewing machine and sew each seam continuously without stopping to cut threads. When you are done, snip the threads between each piece.

## Cutting Instructions


- From each fat quarter, cut 3 strips 5" x 18 1/2".

## Sewing Instructions


1. Sew 2 charms (try not to sew two of the same print together) to make a 5" x 9 1/2" rectangle.  
Repeat to make 56 sets.




2. Sew 2 rectangle sets together to make 5" x 18 1/2" rectangles.  
Repeat to make 28 sets.



3. Sew 2 rectangle sets together along the long edge to make 9 1/2" x 18 1/2" rectangles.  
Repeat to make 14 sets (set A).



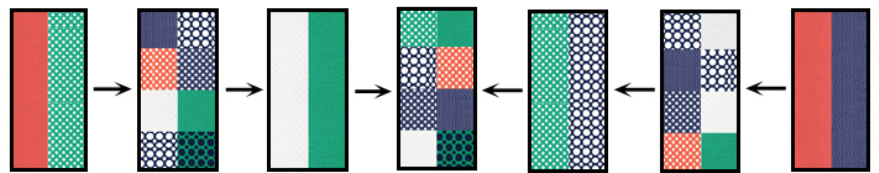
4. Sew two 5" x 18 1/2" strips together along the long edge.  
Repeat to create 14 sets (set B).



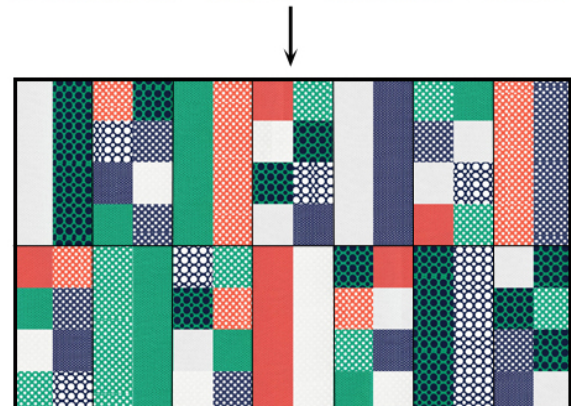
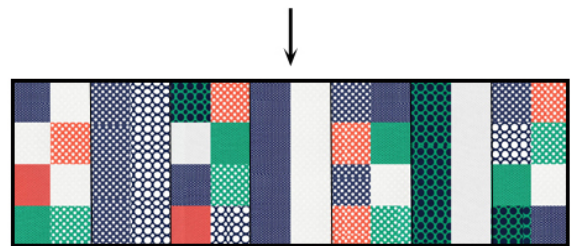
---

## Quilt Assembly

1. Sew sets A and B together, alternating as you go, along long edges to create rows.




2. Sew rows together to complete quilt top.




Your top is complete!  
Baste, quilt, bind & enjoy.






**Dress Up Colorstory**

3 Spot On Charm Packs: CHS-202-42  
1 Spot On Fat Quarter Bundle: FQ-764-10




**Holiday Glitz Colorstory**

3 Spot On Charm Packs: CHS-201-42  
1 Spot On Fat Quarter Bundle: FQ-760-10



**Primary Perfection Colorstory**


3 Spot On Charm Packs: CHS-198-42  
1 Spot On Fat Quarter Bundle: FQ-761-10



**Shadow Play Colorstory**

3 Spot On Charm Packs: CHS-200-42  
1 Spot On Fat Quarter Bundle: FQ-763-10





**Summer Lovin' Colorstory**

3 Spot On Charm Packs: CHS-199-42

1 Spot On Fat Quarter Bundle: FQ-762-10