

STACKED STRIPS RUNNER

Designed by Ariga Wilson for RK
www.robertkaufman.com

Featuring Dreadful Delights 



Roll Up
Friendly

Finished runner measures: 24" x 68"




Difficulty Rating: **Beginner**

ROBERTKAUFMAN
F A B R I C S

For questions about this pattern, please email Patterns@RobertKaufman.com.

Fabric and Supplies Needed

Fabric amounts based on yardage that is 42" wide.

Color	Fabric	Name/SKU	Yardage	Color	Fabric	Name/SKU	Yardage
		RU-1263-40 DREADFUL DELIGHTS	One Roll Up		Binding*	SRKD-22480-285 EMBER <i>*Also included in the Roll Up</i>	3/8 yard
	A	ETJ-9864-184 CHARCOAL	5/8 yard	You will also need: 1-5/8 yards for backing			
Copyright 2024, Robert Kaufman For individual use only - Not for resale							

Notes Before You Begin

- Read through all of the instructions before beginning.
- All of the seam allowances are 1/4" unless otherwise noted.
- Press seam allowances open unless otherwise noted.
- Width of fabric (WOF) is equal to at least 42" wide.
- Right sides together has been abbreviated to RST.
- Remember to measure twice and cut once!

Cutting Instructions

From the Roll Up Strips, cut:

twenty-six 2-1/2" x 10-1/2" rectangles from a variety of prints
 eight 2-1/2" x 9-1/2" rectangles from a variety of prints
 nineteen 2-1/2" x 8-1/2" rectangles from a variety of prints
 fifteen 2-1/2" x 6-1/2" rectangles from a variety of prints

From Fabric A, cut:

eight 2-1/2" x WOF strips. Subcut:
 fifteen 2-1/2" x 8-1/2" rectangles
 eight 2-1/2" x 7-1/2" rectangles
 eleven 2-1/2" x 6-1/2" rectangles

From the Binding Fabric, cut:

five 2-1/2" x WOF strips.

Assemble the Runner

Step 1: Arrange the rectangles cut from Fabric A and the Roll Up strips into thirty-four rows as shown in the Assembly Diagram. Refer to the diagram for the lengths as needed.

Step 2: Sew the Fabric A rectangle between the two Roll Up strips to form a row. Press the seam towards the darker fabric. Repeat to sew all of the rows together.

Step 3: Sew the rows together, then press.

Your runner top is complete! Baste, quilt, bind, and enjoy!



This pattern may be used for personal purposes only and may not be reproduced in any form without the express permission from Robert Kaufman Fabrics. This pattern is not for resale. All patterns, unless otherwise attributed, are © Robert Kaufman Co., Inc. 2005-2024. All rights reserved.