

ORIENTAL TRADITIONS

Quilt designed by Heidi Pridemore

Advanced Beginner Level
Approximate size: 65" x 83"



ESKM-8606-192 Spring
1/2 yard



ESKM-8613-192 Spring
1/2 yard




ETJM-8608-200 Vintage
1/3 yard




EUJM-8614-15 Ivory
1 yard



EHJM-8609-4 Blue
1/2 yard




EUJM-8614-44 Forest
2 yards




EHJM-8610-192 Spring
1/2 yard



EUJM-8614-133 Gold
1-1/2 yards



EHJM-8611-192 Spring
1-1/2 yards



EUJM-8614-192 Spring
1-3/4 yards

Shopowners / Managers:

Please use the guide above as a reference when ordering Oriental Traditions 6 for your shop.

Please be aware that bolt requirements listed here are the amount of bolts you will need to complete the specified amount of kits. Often, you will end up with additional yardage after kit fabrics have been cut.

oriental traditions 6 kitting guide - oriental traditions quilt pattern

pattern number	1 kit ydg	bolts	5 kits	bolts	10 kits	bolts	15 kits	bolts	25 kits	bolts	50 kits	bolts
eskm-8606-192	1/2	1	2 1/2	1	5	1	7 1/2	1	12 1/2	1	25	2
etjm-8608-200	1/3	1	1 2/3	1	3 1/3	1	5	1	8 1/3	1	16 2/3	2
ehjm-8609-4	1/2	1	2 1/2	1	5	1	7 1/2	1	12 1/2	1	25	2
ehjm-8610-192	1/2	1	2 1/2	1	5	1	7 1/2	1	12 1/2	1	25	2
ehjm-8611-192	1 1/2	1	7 1/2	1	15	1	22 1/2	2	37 1/2	3	75	5
eskm-8613-192	1/2	1	2 1/2	1	5	1	7 1/2	1	12 1/2	1	25	2
eujm-8614-15	1	1	5	1	10	1	15	1	25	2	50	4
eskm-8614-44	2	1	10	1	20	2	30	2	50	4	100	7
eskm-8614-133	1 1/2	1	7 1/2	1	15	1	22 1/2	2	37 1/2	3	75	5
eskm-8614-192	1 3/4	1	8 3/4	1	17 1/2	2	26 1/4	2	43 3/4	3	87 1/2	6

download more FREE patterns at:

www.robertkaufman.com
ROBERTKAUFMAN
F A B R I C S