


HOLIDAY SPARKLE

Designed by Robert Kaufman Fabrics

Fat Quarter Friendly!

Featuring

Radiant
HOLIDAY



Finished quilt measures: 40" x 47"

Shown in "HOLIDAY" colorstory. For alternate "FROST" colorstory, see pages.







Pattern Level: Enthusiastic Novice

"I am a total beginner and want to learn more!"

ROBERT KAUFMAN
F A B R I C S

Fabric and Supplies Needed

*Fabric amounts based on yardage that is 40" wide.
Can be made from one fat quarter bundle (FQ-897-12).*

Color	Fabric	Name/SKU	Yardage	Color	Fabric	Name/SKU	Yardage
	A	ANIM-15163-223 HOLIDAY	2/3 yard		F	ANIM-15164-224 EVERGREEN	Fat Quarter
	B	ANIM-15164-133 GOLD	Fat Quarter		G	ANIM-15164-3 RED	Fat Quarter
	C	ANIM-15165-133 GOLD	Fat Quarter		H	ANIM-15164-2 BLACK	Fat Quarter
	D	ANIM-15166-233 HOLIDAY	Fat Quarter		I	ANIM-15164-91 CRIMSON	Fat Quarter
	E	ANIM-15166-91 CRIMSON	Fat Quarter		J	ANIM-15165-2 BLACK	Fat Quarter
<p>Copyright 2015, Robert Kaufman For individual use only - Not for resale</p>				<p>You will also need: 3/8 yard binding 2-3/4 yard backing</p>			

Notes Before You Begin

- Read through all of the instructions before beginning.
- All of the seam allowances are 1/4 unless otherwise noted.
- Press seam allowances open unless otherwise noted.
- Width of fabric (WOF) is equal to at least 40" wide.
- Right sides together has been abbreviated to RST
- Half-square triangle has been abbreviated to HST
- Remember to measure twice and cut once!

Cutting Instructions

Fabric A

Fussy cut each panel 11" x 11" square

Fussy cut the center into a 16" x 23" rectangle

Fabric B

Cut two pieces 2" x 16" for the top and bottom border

Cut four pieces 2" x 13-1/2", sew together to make two pieces 2" x 26"

Fabric C

Cut four pieces 4-1/2" x 11"

Fabric D

Cut four pieces 3" x 11"

Fabric E

Cut four pieces 3" x 11"

Fabric F

Cut four pieces 3" x 11"

Fabric G

Cut one square 11-1/2" x 11-1/2"

Fabric H

Cut one square 11-1/2" x 11-1/2"

Fabric I

Cut one square 11-1/2" x 11-1/2"


Fabric J

Cut one square 11-1/2" x 11-1/2"


Binding

Cut five strips 2-1/2" x WOF

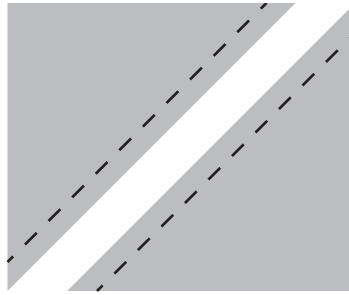
Sew the Corner HST Units



Mark diagonally on wrong side



Stitch 1/4" from marked line



Cut apart on marked line



Open for two HSTs

Pair the Fabric G and H squares, RST. Mark a diagonal on the wrong side of the fabric. Sew 1/4" away from both sides of the marked line. Cut along the marked line. Trim the HST unit to 11" x 11" square.

Repeat, pairing the Fabric I and J squares together.

Piece the Center Panel




Sew both 16" Fabric B strips to the top and bottom of the Fabric A center panel. Sew both 26" strips to the sides of the panel.

Piece the Side Units

Sew two of each of the 3" x 11" Fabrics D-F together with a Fabric A 11" square, referring to the Quilt Assembly Diagram on page 5 for fabric placement.

Repeat to form the second side unit.

Sew one side unit to each side of the Center Panel.



Quilt Assembly Diagram

Assemble the Top and Bottom Units


Sew one G/H and I/J HST unit, one Fabric A 11" square and two Fabric C 4-1/2" x 11" rectangles together, referring to the Quilt Assembly Diagram for fabric placement.

Repeat to form the bottom unit.

Assemble the Quilt




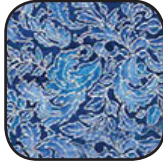






Sew the three units together, following the Quilt Assembly Diagram.

Your quilt top is complete. Baste, quilt, bind and enjoy!



HOLIDAY SPARKLE - Frost Colorstory

*Fabric amounts based on yardage that is 40" wide.
Can be made from one fat quarter bundle (FQ-898-10).*

Color	Fabric	Name/SKU	Yardage	Color	Fabric	Name/SKU	Yardage
	A	AINM-15163-254 FROST	2/3 yard		F	AINM-15166-254 FROST	Fat Quarter
	B	SRKM-13694-77 BLUEBERRY	Fat Quarter		G	SRKM-13694-74 SAPPHIRE	Fat Quarter
	C	AINM-15165-254 FROST	Fat Quarter		H	SRKM- 13694-216 CLOUD	Fat Quarter
	D	AINM-15166-15 IVORY	Fat Quarter		I	ANIM-15164-9 NAVY	Fat Quarter
	E	AINM-15165-9 NAVY	Fat Quarter		J	SRKM- 13694-254 FROST	Fat Quarter
<p>Copyright 2015, Robert Kaufman For individual use only - Not for resale</p>				<p>You will also need: 3/8 yard binding 2-3/4 yard backing</p>			