

GARDEN WALK

Designed by Elise Lea for RK
www.robertkaufman.com

Featuring **London Calling**



Finished quilt measures: 57" x 72"



















Difficulty Rating: **Beginner**

ROBERTKAUFMAN
F A B R I C S

For questions about this pattern, please email Patterns@RobertKaufman.com.




Fabric and Supplies Needed

Fabric amounts based on yardage that is 42" wide.

Color	Fabric	Name/SKU	Yardage	Color	Fabric	Name/SKU	Yardage
		RU-891-40 LONDON CALLING*	one roll-up featuring fabrics A-R		I	SRKD-19227-82 BLUE JAY	*included in Roll-Up
	A	SRKD-19228-107 PETAL	*included in Roll-Up		J	SRKD-19231-247 CORNFLOWER	*included in Roll-Up
	B	SRKD-19233-91 CRIMSON	*included in Roll-Up		K	SRKD-19235-63 SKY	*included in Roll-Up
	C	SRKD-19231-322 ORANGE SPICE	*included in Roll-Up		L	SRKD-19230-286 WILD	*included in Roll-Up
	D	SRKD-19227-152 CREAMSICLE	*included in Roll-Up		M	SRKD-19228-396 PRINCESS	*included in Roll-Up
	E	SRKD-19231-130 SUNSHINE	*included in Roll-Up		N	SRKD-19235-233 BERRY	*included in Roll-Up
	F	SRKD-19228-55 SWEET PEA	*included in Roll-Up		O	SRKD-19227-414 HEATHER	*included in Roll-Up
	G	SRKD-19231-270 MEADOW	*included in Roll-Up		P	SRKD-19234-287 SWEET	*included in Roll-Up
	H	SRKD-19229-77 BLUEBERRY	*included in Roll-Up		Q	SRKD-19235-123 BABY PINK	*included in Roll-Up

Fabric and Supplies Needed

Fabric amounts based on yardage that is 42" wide.

Color	Fabric	Name/SKU	Yardage	Color	Fabric	Name/SKU	Yardage
	R	SRKD-19229-106 BLOSSOM	*included in Roll-Up		Binding*	SRKD-19230-286 WILD	5/8 yard
	S	E105-152 CLOUD	2-1/3 yards	<p>You will also need: 3-5/8 yards for backing</p>			
<p>Copyright 2019, Robert Kaufman For individual use only - Not for resale</p>							

Notes Before You Begin

- Read through all of the instructions before beginning.
- All of the seam allowances are 1/4" unless otherwise noted.
- Press seam allowances open unless otherwise noted.
- Width of fabric (WOF) is equal to at least 42" wide.
- Right sides together has been abbreviated to RST.
- Remember to measure twice and cut once!

Cutting Instructions

From each of Fabrics A-R, cut:

Fabric	2-1/2" x 5"	2-1/2" x 2-3/4"
A	12	2
B	14	0
C	13	1
D	13	1
E	14	0
F	12	2
G	13	0
H	12	1
I	11	2
J	12	0
K	10	2

Fabric	2-1/2" x 5"	2-1/2" x 2-3/4"
L	11	1
M	11	1
N	10	2
O	12	0
P	11	2
Q	12	1
R	13	0

From Fabric S, cut:

fifteen 2-1/2" x WOF strips. Sew seven strips together, end-to-end, then trim:

two 2-1/2" x 68-3/4" side outer borders

two 2-1/2" x 57-1/2" top/bottom outer borders

From the remaining eight strips, cut:

two hundred eighteen 2-1/2" x 1-1/2" sashing pieces

twenty-eight 1-1/2" x WOF strips. Sew together, end-to-end, then trim:

seventeen 1-1/2" x 68-3/4" column sashing strips

From the Binding Fabric, cut:

seven 2-1/2" x WOF strips

Assemble the Columns

Step 1: Arrange Column 1 by sewing the 2-1/2" x 5" print rectangles in the following order, sewing a Fabric S sashing piece between each one:

A-B-C-D-E-F-G-H-I-J-K-L


Complete the column with a sashing piece and a 2-1/2" x 2-3/4" Fabric M piece.

Press all seams toward the sashings.

Step 2: Arrange Columns 2-18 as you did in Step 1, referring to the Quilt Assembly Diagram for fabric placement.



Assemble the Quilt



Step 3: Sew Columns 1-18 together, using a Fabric S sashing strip between each one.
Tip: To aid in the piecing of this, sew a sashing strip to a column and press toward the sashing. Gradually grow the quilt top by sewing pairs of columns together, as shown.

Step 4: Sew the side outer borders to the left and right edges of the quilt. Press. Sew the top and bottom outer borders to the quilt. Press.

Your quilt top is complete! Baste, quilt, bind and enjoy!

This pattern may be used for personal purposes only and may not be reproduced in any form without the express permission from Robert Kaufman Fabrics. This pattern is not for resale. All patterns, unless otherwise attributed, are © Robert Kaufman Co., Inc. 2005-2019. All rights reserved.